

*Annual Drinking Water Quality Report for 2019
Village of Baldwinsville Water Department
16 West Genesee Street, Baldwinsville, NY 13027
(Public Water Supply ID# NY3304307)*

INTRODUCTION

To comply with State regulations the Village of Baldwinsville annually issues this report describing the quality of your drinking water. The purpose of this report is to raise your understanding of drinking water and awareness of the need to protect our drinking water sources. This report provides an overview of last year's water quality. Included are details about where your water comes from, what it contains, and how it compares to State standards.

If you have any questions about this report or concerning your drinking water, please contact Stephen Darcangelo, P.E., Village Engineer, phone number: 315-635-9665. We want you to be informed about your drinking water. If you want to learn more, please attend any of our regularly scheduled Village Board Meetings. The meetings are held the first and third Thursday of each month at 7:30 pm at the Village Hall, 16 West Genesee Street, Baldwinsville, NY 13027.

WHERE DOES OUR WATER COME FROM?

In general, the sources of drinking water (both tap water and bottled water) include rivers, lakes, streams, ponds, reservoirs, springs, and wells. As water travels over the surface of the land or through the ground, it dissolves naturally-occurring minerals, in some cases, radioactive material, and can pick up substances resulting from the presence of animals or from human activities. Contaminants that may be present in source water include: microbial contaminants; inorganic contaminants; pesticides and herbicides; organic chemical contaminants; and radioactive contaminants. In order to ensure that tap water is safe to drink, the State and the EPA prescribe regulations which limit the amount of certain contaminants in water provided by public water systems. The State Health Department's and the FDA's regulations establish limits for contaminants in bottled water which must provide the same protection for public health.

Our water sources are:

- ◆ **Doan Well:** This well is located off of Rt. 370 in the Town of Lysander, outside of the Village. The well field consists of four separate wells, all approximately 90 feet deep. This well field is capable of producing 2 million gallons per day. In 2019, **195,185,000** gallons of water were produced from this well field. Treatment for the Doan Well supply consists of filtration, chlorination and fluoridation.
- ◆ **Canton Street Well:** Is located on Canton Street within the Village of Baldwinsville. This well is 20 feet deep and 18 feet in diameter. This well field is capable of producing 1.5 million gallons per day. In 2019, **129,227,000** gallons of water were produced from this well field. Treatment for the Canton Street Well consists of chlorination and fluoridation.

During 2019, our system did not experience any restriction of our water source. All water distributed by the Village of Baldwinsville is chlorinated and has fluoride added prior to distribution.

The NYS Department of Health (DOH) has completed a source water assessment for this system, based on available information. Possible and actual threats to this drinking water source were evaluated. The DOH source water assessment includes a susceptibility rating based on the risk posed by each potential source of contamination and how easily contaminants can move through the subsurface to the wells. The susceptibility rating is an estimate of the potential for contamination of the source water, it does not mean that the water delivered to consumers is, or will become contaminated. See section “Are there contaminants in our drinking water?” for a list of the contaminants that have been detected. The source water assessments provide resource managers with additional information for protecting source waters into the future. Water suppliers and county and state health departments will use this information to direct future source water protection activities. These may include water quality monitoring, resource management, planning, and education programs.

As mentioned before, our water is derived from one dug well and 4 drilled wells. The source water assessment has rated these wells as having a medium-high to high susceptibility to microbials, a medium-high susceptibility to nitrates, metals, herbicides/pesticides, and industrial solvents, and a high susceptibility to petroleum products and other industrial contaminants. These ratings are due primarily to the close proximity of oil and gas wells, pasture, and low intensity residential activity in the assessment area. In addition, the wells yield is greater than 100 gpm from unconfined aquifers. While the source water assessment rates our wells as being susceptible to microbials, please note that our water is disinfected to ensure that the finished water delivered into your home meets New York State’s drinking water standards for microbial contamination.

A copy of the assessment, including a map of the assessment area, can be obtained by contacting us, as noted below.

Susceptibility Ratings					
System Name: Baldwinsville Village NY3304307					
Well Name	Well Number	Microbials	Nitrates	VOCs	Others
Canton St. Well	2558437	H	MH	H	MH
Doan Well field – Well No. 1*	N/A	MH	MH	H	MH
Doan Well field – Well No. 2	2558436	MH	MH	H	MH
Doan Well field – Well No. 3	2592903	MH	MH	H	MH
Doan Well field – Well No. 4a	2592904	MH	MH	H	MH

* Doan Well field - Well No. 1 was not assessed as a part of the original susceptibility ratings and therefore was not assigned a well number. Due to its close proximity to the other Doan Well field wells, it can be assumed to have the same susceptibility ratings as the other three Doan Wells.

FACTS AND FIGURES

Our water system serves a population of approximately 8,500 people through 3,533 water connections. The total water produced in 2019 was 324,412,000 gallons. The daily average of water treated and pumped into the distribution system was 888,800 gallons per day. Our highest single day was 1,933,000 gallons. The amount of water delivered to customers was 255,391,540 gallons. 69,020,460 gallons or 21.28 % of production was unaccounted for (lost or leakage). The percent is 14.26 % when estimated volume of water used for fire protection and practice, road cleaning, municipal use is accounted for in the equation. In 2019, water customers were charged \$ 1.24 per 100 cubic feet of water usage plus a base quarterly charge of \$15.44 per quarter.

ARE THERE CONTAMINANTS IN OUR DRINKING WATER?

As the State regulations require, we routinely test your drinking water for numerous contaminants. These contaminants include: total coliform, inorganic compounds, nitrate, nitrite, lead and copper, volatile organic compounds, total trihalomethanes, and synthetic organic compounds. The tables presented below depict which compounds were detected in your drinking water. The State allows us to test for some contaminants less than once per year because the concentrations of these contaminants do not change frequently. Some of our data, though representative, are more than one year old.

It should be noted that all drinking water, including bottled drinking water, may be reasonably expected to contain *at least* small amounts of some contaminants. The presence of contaminants does not necessarily indicate that water poses a health risk. More information about contaminants and potential health effects can be obtained by calling the EPA's Safe Drinking Water Hotline (800-426-4791) or the Onondaga County Health Department at 315-435-6600.

Definitions:

Maximum Contaminant Level (MCL): The highest level of a contaminant that is allowed in drinking water. MCLs are set as close to the MCLGs as feasible.

Maximum Contaminant Level Goal (MCLG): The level of a contaminant in drinking water below which there is no known or expected risk to health. MCLGs allow for a margin of safety.

Action Level (AL): The concentration of a contaminant, which, if exceeded, triggers treatment or other requirements that a water system must follow.

EPA: Environmental Protection Agency

DBP – Disinfection By-product: Chemical compounds that result from the addition of chlorine to water containing organic substances.

CDC: Center for Disease Control

Non-Detects (ND): Laboratory analysis indicates that the constituent is not present.

Milligrams per liter (mg/L): Corresponds to one part of liquid in one million parts of liquid (parts per million - ppm).

Micrograms per liter (ug/L): Corresponds to one part of liquid in one billion parts of liquid (parts per billion - ppb).

Picocuries per liter (pCi/L): A measure of the radioactivity in water.

Millirems per year (mrem/yr): A measure of radiation absorbed by the body.

TTHM: Total Trihalomethanes

HAA5: Total Haloacetic Acids

90th Percentile Value: The values reported for lead and copper represent the 90th percentile. A percentile is a value on a scale of 100 that indicates the percent of distribution that is equal to or below it. The 90th percentile is equal to or greater than 90% of the lead and copper values detected at your water system.

Maximum Residual Disinfectant Level (MRDL): The highest level a disinfectant allowed in drinking water. There is convincing evidence that addition of a disinfectant is necessary for control of microbial contaminants.

Maximum Residual Disinfectant Goal (MRDLG): The level of drinking water disinfectant below which there is no known or expected risk to health. MRDLGs do not reflect the benefits of the use of disinfectants to control microbial contamination.

2019 Sampling

Table of Detected Contaminants							
Contaminant	Violation Yes/No	Date of Sample	Level Detected Avg. (Range)	Unit Measure -ment	MCLG	Regulatory Limit MCL	Likely Source of Contamination
Disinfection By-Products (DBP)							
Total Trihalomethanes (TTHM)	No	8/13/2019	18.34 (12.59-24.1)	ug/L	N/A	MCL 80	By-product of drinking water chlorination. TTHM's form when source water contains large amounts of organic matter.
Chlorine Residual	No	Daily	0.6311 (0.3-0.8)	mg/L	(MRDLG) 0	(MRDL) 4	By-product of drinking water chlorination
Total Haloacetic Acids (HAA5)	No	8/13/2019	2.95 (2.9-3.0)	ug/L	N/A	MCL 60	By-product of drinking water chlorination
Inorganic Contaminants							
Fluoride - Distribution System	No	Daily	.68 (0.44-.89)	mg/L	N/A	2.2	Erosion of natural deposits; Water additive that promotes strong teeth; Discharge from fertilizer and aluminum factories.
Nitrate - Canton St. Well	No	7/15/2019	1.62	mg/L	10	10	Runoff from fertilizer use; leaching from septic tanks; sewage; erosion of natural deposits
Nitrate - Doan Wellfield (Wells 1, 2, 3, & 4A)	No	7/15/2019	4.99 (4.82-5.27)	mg/L	10	10	Runoff from fertilizer use; leaching from septic tanks; sewage; erosion of natural deposits
Sodium - Canton St. Well*	No	9/19/2019	153	mg/L	N/A	N/A	Naturally occurring; road salt; water softeners; animal waste
Sodium - Doan Wellfield* (Wells 1, 2, 3, & 4A)	No	6/15/17	18.8 (14.0-27.7)	mg/L	N/A	N/A	Naturally occurring; road salt; water softeners; animal waste
Inorganic Chemicals – Sampling Required Every Three Years							
Barium – Canton St. Well	No	7/15/2019	0.0648	mg/L	2.0	2.0	Discharge of drilling waste; discharge from metal refineries; erosion of natural deposits
Barium – Doan Wellfield (Wells 2, 3, & 4A)	No	7/15/2019	0.232 (0.220-0.239)	mg/L	2.0	2.0	Discharge of drilling waste; discharge from metal refineries; erosion of natural deposits
Nickel - Canton Street Well	No	7/15/2019	1.2	ug/L	N/A	N/A	Erosion of natural deposits.
Organic Chemicals – Sampling Required Every Three Years							
Benzo(a)pyrene (PAH) – Doan Wellfield (Wells 2, 3, & 4A)	No	8/26/2019	0.0129 (ND-0.023)	ug/L	0	0.2	Leaching from lining of water storage tanks and distribution lines
Inorganic Chemicals – Sampling Required Every Five Years							
Chloride - Canton St. Well	No	6/15/17	248	mg/L	N/A	250 MCL	Naturally occurring or indicative of road salt contamination
Chloride - Doan Wellfield (Wells 1, 2, 3, & 4A)	No	6/15/17	42.5 (34-60)	mg/L	N/A	250 MCL	Naturally occurring or indicative of road salt contamination

Odor - Doan Wellfield (Wells 1, 2, 3, & 4A)	No	6/15/17	1 (1-1)	Units	N/A	3	Organic or inorganic pollutants originating from municipal and industrial waste discharges; natural sources.
Sulfate - Canton St. Well	No	6/15/17	44.8	mg/L	N/A	250 MCL	Naturally occurring
Sulfate - Doan Wellfield (Wells 1, 2, 3, & 4A)	No	6/15/17	23.83 (18.1-28.0)	mg/L	N/A	250 MCL	Naturally occurring

* There is no MCL established for Sodium, however, water containing more than 20 mg/L (ppm) of sodium should not be used for drinking by people on severely restricted sodium diets. Water containing more than 270 mg/l of sodium should not be used for drinking by people on moderately restricted sodium diets.

Lead & Copper – Sampling Required Every 3 Years

Table of Detected Contaminants							
Contaminant	Violation Yes/No	Date of Sample	90 th Percentile (Range)	Unit Measure-ment	MCLG	Regulatory Limit AL	Likely Source of Contamination
Copper	No	7/20/18-9/12/18	0.207 (0.030-0.284)	mg/L	1.3	AL = 1.3*	Corrosion of household plumbing systems; Erosion of natural deposits; leaching from wood preservatives.
Lead	No	7/20/18-9/12/18	0.0072 (ND-0.0241)	mg/L	0	AL = .015**	Corrosion of household plumbing, erosion of natural deposits

* The level presented represents the 90th percentile of the 20 sites tested. A percentile is a value on a scale of 100 that indicates the percent of a distribution that is equal to or below it. The 90th percentile is equal to or greater than 90% of the Copper values detected at your water system. In this case, 20 samples were collected at your water system and the 90th percentile value was the 18th highest value (0.207 mg/L). The Action Level for Copper was not exceeded at any of the sites tested. The Action Level for Lead is 15 ug/L.

** The level presented represents the 90th percentile of the 20 samples collected. The action level for lead was exceeded at one test site.

Lead: Infants and young children are typically more vulnerable to lead in drinking water than the general population. Infants and children who drink water containing lead in excess of the action level could experience delays in their physical or mental development. Children could show slight deficits in attention span and learning abilities. Adults who drink this water over many years could develop kidney problems or high blood pressure. It is possible that lead levels at your home may be higher than at other homes in the community as a result of materials used in your home’s plumbing. If you are concerned about elevated lead levels in your home’s water, you may wish to have your water tested and flush your tap for 30 seconds to 2 minutes before using tap water. Additional information is available from the Safe Drinking Water Hotline (800-426-4791)

Copper: Copper is an essential nutrient, but some people who drink water containing copper in excess of the action level over a relatively short amount of time could experience gastrointestinal distress. Some people who drink water containing copper in excess of the action level over many years could suffer liver or kidney damage. People with Wilson's Disease should consult their personal doctor.

WHAT DOES THIS INFORMATION MEAN?

As you can see by the table, our system had no violations *in 2019*. We have learned through our testing that some contaminants have been detected; however, these contaminants were detected below the level allowed by the State.

Is Our Water System Meeting Other Rules That Govern Operations?

Part 5, Section 5-1.30(a) of the New York State Sanitary Code requires that the minimum treatment for a ground water source shall be disinfection by chlorination or other disinfection methods acceptable to the State Health Department. No chlorine residual was present at the Canton Street water treatment building's sample tap when a routine surveillance sample was to be collected on Wednesday, June 12, 2019. Further investigation revealed that disinfection had been disrupted due to a malfunction of a piece of equipment that is part of the chlorination system, and treatment was not being provided at that time. This situation constituted a Public Health Hazard (PHH) and the Onondaga County Health Department immediately issued a Boil Water Order (BWO). The Boil Water Order remained in effect until there was a measurable chlorine residual in the distribution system and two consecutive days of sampling indicated that no Total Coliform bacteria were present.

DO I NEED TO TAKE SPECIAL PRECAUTIONS?

Some people may be more vulnerable to disease causing microorganisms or pathogens in drinking water than the general population. Immuno-compromised persons such as persons with cancer undergoing chemotherapy, persons who have undergone organ transplants, people with HIV/AIDS or other immune system disorders, some elderly, and infants can be particularly at risk from infections. These people should seek advice from their health care provider about their drinking water. EPA/CDC guidelines on appropriate means to lessen the risk of infection by *Cryptosporidium*, *Giardia* and other microbial pathogens are available from the Safe Drinking Water Hotline (800-426-4791).

INFORMATION ON FLUORIDE ADDITION

Our system is one of the many drinking water systems in New York State that provides drinking water with a controlled, low level of fluoride for consumer dental health protection. According to the United States Centers for Disease Control, fluoride is very effective in preventing cavities when present in drinking water at a properly controlled level. To ensure that the fluoride supplement in your water provides optimal dental protection, we monitor fluoride levels on a daily basis to make sure fluoride is maintained at a target level 0.7 mg/L. During 2019 monitoring showed that fluoride levels in your water were within 0.1 mg/L of the 0.7 mg/L target level 96% of the time. None of the monitoring results showed fluoride at levels that approach the 2.2 mg/L MCL for fluoride.

Why Save Water and How to Avoid Wasting It?

Although our system has an adequate amount of water to meet present and future demands, there are a number of reasons why it is important to conserve water:

- ◆ Saving water saves energy and some of the costs associated with both of these necessities of life;
- ◆ Saving water reduces the cost of energy required to pump water and the need to construct costly new wells, pumping systems and water towers; and
- ◆ Saving water lessens the strain on the water system during a dry spell or drought, helping to avoid severe water use restrictions so that essential fire fighting needs are met.





You can play a role in conserving water by becoming conscious of the amount of water your household is using, and by looking for ways to use less whenever you can. It is not hard to conserve water. Conservation tips include:

- ◆ Automatic dishwashers use 15 gallons for every cycle, regardless of how many dishes are loaded. So get a run for your money and load it to capacity.
- ◆ Turn off the tap when brushing your teeth.
- ◆ Check every faucet in your home for leaks. Just a slow drip can waste 15 to 20 gallons a day. Fix it up and you can save almost 6,000 gallons per year.
- ◆ Check your toilets for leaks by putting a few drops of food coloring in the tank, watch for a few minutes to see if the color shows up in the bowl. It is not uncommon to lose up to 100 gallons a day from one of these otherwise invisible toilet leaks. Fix it and you save more than 30,000 gallons a year.
- ◆ Use your water meter to detect hidden leaks. Simply turn off all taps and water using appliances. Then check the meter after 15 minutes. If it moved, you have a leak.
- ◆ Take showers instead of baths. The usual bath requires 36 gallons, the usual shower 25 gallons; 20 gallons is enough for a bath, 10 gallons is enough for a shower if you turn it off while you lather.
- ◆ Keep a bottle of drinking water in the refrigerator - running it until cold will waste a gallon.
- ◆ Be careful to water the lawn, not the sidewalk or street.
- ◆ Think before you turn on the tap.

Water Costs Money - Don't Waste It!

Baldwinsville - Minimum rate - \$ 1.24 per 100 cubic feet of water usage plus a base quarterly charge of \$15.44 per quarter.

A continuous leak from a hole this size at an average household water pressure of 60 psi would, over a three month period, result in the waste listed.

Diameter of Stream In:	Waste per quarter at 60 psi water pressure in:			
	Inches	Gallons	Cubic Feet	Cost -
1/4 		1,181,500	158,000	\$1,959.00
1/8 		296,000	39,400	\$489.00
1/16 		74,000	9,850	\$122.00
1/32 		18,500	2,465	\$30.57

System Improvements - Capital Projects:

- ◆ During 2019 the Route 31 Water Tank was cleaned and inspected. The Doan Well Plant had exterior work completed on the pump house building.

Groundwater Protection Plan

- ◆ For the past 20 years, the Village of Baldwinsville has a groundwater protection plan developed in conjunction with the New York Rural Water Association, with the aid of a grant provided by the Rural New York Grant Program through the New York Planning Federation. This plan delineates the areas, which supply water to the two (2) aquifers that the Water Department utilizes and outlines methods of protection from contamination for these areas by overlay zoning requirements. The village adopted the village local law in May 1999. The Town of Van Buren has implemented the Groundwater Protection Plan as a part of their zoning and subdivision review process by the Planning Board. The Town of Lysander has been reviewing methods, which would incorporate the groundwater protection plan in their zoning or review process, but has not solidified any review parameters. A copy of the groundwater protection plan and other pertinent information is available by contacting Stephen Darcangelo, Village Engineer at (315) 635-9665.

WATER INFORMATION

- ◆ We receive many calls each year regarding the hardness of our water in anticipation of the purchase of water softening equipment. We have two well sources. Canton Street Well serves the south side of the Village and registers a 380 mg/L total hardness. Doan Well serves the north side of the Village and registers a 320 mg/L total hardness. The measurements are taken by EPA method 130.2. The village recommends that water softeners be set at 19 – 20 grains per gallon.
- ◆ Please be advised that any delinquent balances as of November 25th will be added to March property taxes.
- ◆ If you plan to sell your property please remember to contact Village Hall at (315) 635-3521 for a final reading.
- ◆ The events of 9/11/01 have prompted the water supply industry to re-evaluate water system security. The Village of Baldwinsville Water Department has increased preventive security measures to protect our water supplies and distribution system. We request that you, as customers of the Village of Baldwinsville Water Department, aid us in the protection of our water supplies and distribution system. If you see any suspicious activity involving the water system, i.e. hydrant or valve tampering, please contact the Baldwinsville Police Department at (315) 635-3131 or the Water Department at 635-3631 or 635-9665 or the Public Works after hours phone number – (315) 247-3362.

Thank you for allowing us to continue to provide your family with quality drinking water this year. We ask that all our customers help us protect our water sources, which are the heart of our community. Please call our office at (315) 635-9665 if you have questions.

STORMWATER AWARENESS

The village water is pumped from wells and it is important that the storm water recharging these wells does not become contaminated. The Village is located within the Syracuse Urban area we are required to participate in the EPA Phase II Storm water Program, which is administered by New York State Department of Environmental Conservation. The Village performs several tasks annually to help improve the quality of our stormwater. These include educating the public on storm water impacts, involving the public in the program, detecting and eliminating illicit discharges, controlling construction site storm water runoff, insuring post construction storm water

management in new development and redevelopment, and pollution prevention through proper municipal operations. To accomplish this, many varied best management practices are employed in complying with the permit requirements, which includes new ordinances and codes, complete mapping of our storm water system, education, training, operational changes and additions. Please check the village website at www.baldwinsville.org for the Annual Storm water Report, and other storm water related programs the village offers to its residents. If you have any questions or would like to participate in the storm water program please contact 635-9665.

The Village accepts used motor oil at the PUBLIC WORKS garage at 1963 West Genesee Street Road in an effort to keep the oil from the stormwater system.

OCRRA HOUSEHOLD HAZARDOUS WASTE COLLECTION

The Onondaga County Resource Recovery Agency holds an annual household hazardous waste special collection day. Please check the OCCRA website (<http://www.ocrra.org>) for the dates. We urge all residents of Baldwinsville to take advantage of this program in order to reduce stormwater pollution.

The following household hazardous waste items are accepted at OCRRA's Household Hazardous Waste Collection days:

- ◇ **Automotive products** such as transmission or brake fluid, engine degreaser, anti-freeze, diesel fuel and contaminated gasoline.
- ◇ **Painting supplies**, including all types of paints (up to 50 cans), stains, or finishes, paint thinner, turpentine, brush cleaner, paint stripper, and wood preservatives.
NOTE: Place **empty** oil-based, latex or aerosol paint cans in your trash. To dispose of small amounts of leftover **latex** paint, leave the container in a well ventilated place until the paint is completely dried out, and then deposit the entire container in the trash.
- ◇ **Garden supplies and pesticides.**
- ◇ **Cleaning supplies**, such as oven cleaner, drain cleaner, lye, toilet bowl cleaner, floor and furniture polish, mothballs and products containing petroleum or ammonia.
- ◇ **Miscellaneous products**, such as fluorescent light bulbs, lighter fluid, household batteries, kerosene, driveway sealer, small propane cylinders (camp stove type) under 20 lb. size, nail polish remover, and any product whose label has descriptions such as *toxic, flammable, poison, corrosive*. Loose asbestos that has been double bagged (NO ASBESTOS PIPES).

Onondaga County Resource Recovery Agency
AUTOMATED HOTLINE: 315-453-2870
PHONE: 315-453-2866