


ONONDAGA COUNTY
NEW YORK



2013 – 2018
CAPITAL IMPROVEMENT PLAN

Joanne M. Mahoney
County Executive

William P. Fisher
Deputy County Executive

Matthew J. Millea
*Deputy County Executive for
Physical Services*

Ann Rooney
*Deputy County Executive for
Human Services*

Steven P. Morgan
Chief Fiscal Officer

TABLE OF CONTENTS

Capital Improvement Planning Committees	i
County Planning Board Resolution	ii
 Section 1 Overview	
Introduction to Capital Planning	3
The County’s Infrastructure	4
Onondaga County 2010 Development Guide	9
Funding Sources For Capital Projects.....	13
Onondaga County Debt Management Plan.....	14
 Section 2 Financial and Summaries	
Estimated Debt Service.....	19
All Funds Debt Service Summary.....	21
Calculation of Total Net Indebtedness.....	22
Capital Projects Classifications.....	23
Project Activity By Department.....	23
Proposed Capital Project Summary	24
Mandates	27
Funding Sources of Proposed Projects.....	28
Location Map	30
 Section 3 Capital Projects	
Countywide Capital Projects.....	35
General Fund Debt Service Summary.....	36
Authorized Projects.....	37
Proposed Capital Project Summary	45
Facilities Management	48
Information Technology.....	57
Emergency Communications	58
Parks and Recreation.....	68
Sheriff.....	75
Transportation	78
Onondaga County Public Library	90
 Special Funds	
Van Duyn Extended Care Fund	92
Special Districts	
Water Fund.....	95
Water Fund - Debt Service Summary	96
Sewer Fund	97
Sewer Fund - Debt Service Summary	98
Authorized Projects.....	99
Special Districts Proposed Projects Summary	104
Proposed Projects - Water Environment Protection.....	105
 Section 4 Glossary	
Glossary of Terms.....	119

CAPITAL IMPROVEMENT PLANNING COMMITTEES

CAPITAL PROJECTS COMMITTEE (CPC)

Joanne M. Mahoney
County Executive, Chair, CPC

J. Ryan McMahon, II
Chairman, County Legislature

David Knapp
Chair, Ways & Means Committee

Patrick M. Kilmartin
*Floor Leader, Onondaga County
Legislature*

Matthew J. Millea
*County Administrator for
Physical Services*

Steven P. Morgan
Chief Fiscal Officer, Secretary, CPC

Gordon J. Cuffy
County Attorney

Don M. Jordan
Director of Planning

ONONDAGA COUNTY PLANNING BOARD

Douglas B. Morris
Interim Chair

Chester Dudzinski, Jr.

Daniel Cupoli

Robert E. Antonacci (ex officio)

Brian Donnelly (ex officio)

Robert L. Jokl, Jr.

STAFF TO THE PLANNING COMMITTEES

Rustan Petrela
Coordinator, Management & Budget

Peter C. Seitz
Management & Budget

Don M. Jordan
Planning

Joan M. Ferrara
Management & Budget



Joanne M. Mahoney
COUNTY EXECUTIVE

Onondaga County Planning Board

Onondaga County Planning Board Resolution Concerning the 2013 to 2018 Capital Improvement Plan

WHEREAS, pursuant to the Administrative Code of the County of Onondaga, Section 6.02 (d), the Onondaga County Planning Board has reviewed the 2013 – 2018 Tentative Capital Improvement Plan; and

WHEREAS, debt management remains a high priority in the 2013 – 2018 Tentative Capital Improvement Plan; and

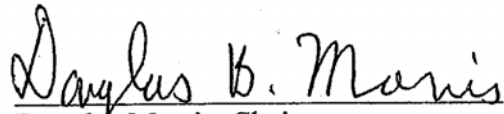
WHEREAS, the projects proposed in the 2013 – 2018 Tentative Capital Improvement Plan emphasize the maintenance of existing county facilities and transportation assets, stewardship of the natural environment, and sound fiscal management; and

WHEREAS, the goals and policies of Onondaga County's comprehensive plan, the *2010 Development Guide and Framework For Growth in Onondaga County*, support economic growth, an attractive community, well maintained and cost effective infrastructure, stewardship of natural resources, investment in existing communities, and sustainable development practices; and

WHEREAS, the 2013 – 2018 Tentative Capital Improvement Plan is consistent with the goals and policies of the *2010 Development Guide* for Onondaga County; and

WHEREAS, the Capital Improvement Plan provides an effective means of communicating the intention of the County of Onondaga with respect to planned capital investments; and

NOW, THEREFORE BE IT RESOLVED, that the Onondaga County Planning Board endorses the 2013–2018 Tentative Capital Improvement Plan.


Douglas Morris, Chairman
Onondaga County Planning Board
October 3, 2012

OVERVIEW

Section 1

INTRODUCTION TO CAPITAL PLANNING

A Capital Improvement Plan (CIP) serves as a guideline for the orderly acquisition and refurbishment of capital assets within the financial resources of the community. One of the key elements of a successful CIP is a clear position as to what a capital project is. In Onondaga County, a capital project is understood to be an expenditure of considerable cost that has a long, useful life. As a matter of policy, capital requests are not considered for the CIP if: 1) the total cost of the project is less than \$250,000; 2) the project has a useful life of less than five years; 3) the request involves the procurement of vehicles.

About This Document

The 2013-2018 CIP contains four major sections. The first provides an understanding of the capital planning process and its relationship to development and land use planning. It also describes revenue sources and the County's debt management policy. The second section contains debt service narrative and summary information, as well as program summary analysis. A location map also appears at the end of section two. Section three contains narrative description and financing plans for proposed projects, as well as narrative description of completed and ongoing projects. This section is subdivided by the funds that support it. Section four contains a glossary of terms.

The Capital Planning Process

Capital planning involves the County Executive, members of the County Legislature, heads of various County departments, and a citizen advisory board in a process that determines capital needs, alternatives, and priorities. The development of the CIP takes place over several months, beginning in February of each year, and includes five major phases.

- 1 In February, department heads begin preparation of project proposals in accordance with executive guidelines.
- 2 In April, proposals are submitted to the Division of Management & Budget (DMB). The proposals are analyzed by DMB in conjunction with the Syracuse-Onondaga County Planning Agency. The Law Department is consulted as needed.
- 3 By September, the County Executive has approved a tentative CIP. It is presented to the Capital Program Committee (a committee made up of legislators and representatives from the executive branch of county government) and the County Planning Board (a citizen advisory group).
- 4 In September, the Tentative CIP is presented with the County's Annual Operating Budget to the Ways & Means Committee of the County Legislature, and then to the full Legislature in October for approval.
- 5 From October to February, research on capital planning and management is conducted, and the prior year's process is critiqued. Revisions to forms and instructions are completed.

Coordination and interaction among units of government occurs throughout the process, both formally and informally. The heads of County departments are consulted to discuss questions and recommendations regarding particular projects. Some of the major criteria for evaluating proposals are:

- relationship of the project to the goals of the County Executive;
- degree of the overall need for the project;
- fiscal impact, including the County's capacity to borrow;
- non-County funding sources;
- consistency with the goals and policies in the 2010 Development Guide;
- community participation and support.

The final product of this process is a six-year plan to improve or construct those facilities or components of County infrastructure considered necessary to provide or maintain an adequate level of public service. Approval by the County Legislature is not a commitment to fund every project in the plan, but rather it is an indication of support of the plan as a whole. Projects that require borrowing must be presented to the Legislature individually in order to secure authorization to incur debt.

THE COUNTY'S INFRASTRUCTURE

Capital projects can be separated into two basic classes - infrastructure and facilities. Both infrastructure and facilities projects have an important role in economic development. Infrastructure includes water and sewer systems and highways. These linear systems drive the pattern of urban and suburban growth, and can be used as an important tool to influence economic development. County facilities such as the Civic Center, Onondaga Community College and the Whitney Applied Technology Center, County Parks, the Justice Center, the Correction Center at Jamesville, and the Convention Center provide locations for carrying out social, cultural, educational, and recreational programs.

The CIP serves to coordinate projects sponsored by different departments for maximum impact in a given location. Water, sewer, and highway projects - when coordinated - can provide capacity to support new development. New water service, while relatively inexpensive to provide, creates demand for sewers, wastewater treatment capacity, and improved highways. Significant savings in tax dollars can be achieved when priority is given to projects that utilize existing infrastructure over projects that require extensions to be built.

The goal of most capital expenses in this CIP is to maintain facilities at a level so as to prevent major replacement expenditures in the future. Some infrastructure projects could represent new capacity or enable development of new areas within the County. Wastewater treatment projects are designed to meet mandated water quality standards under the Federal Clean Water Act through the Amended Consent Judgment (ACJ).

Water

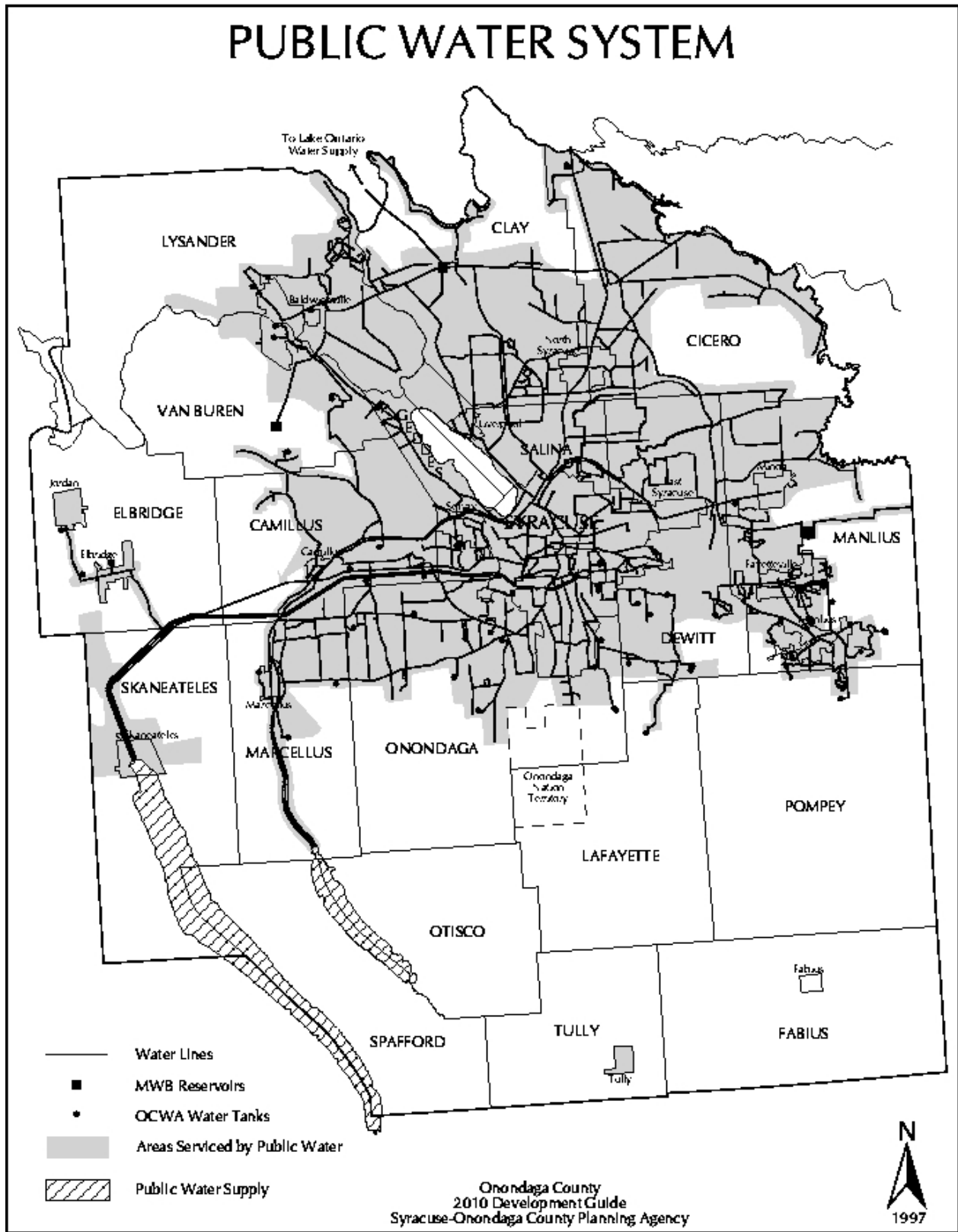
The Metropolitan Water Board (MWB) is the administrative body of the Onondaga County Water District (OCWD). Its mission is to provide clean, safe, reliable, sustainable, and cost-efficient wholesale drinking water from Lake Ontario to the Central Upstate New York region. Integral to this mission is the MWB's role as an essential public health resource and economic development asset for the community.

The MWB was created to convey wholesale drinking water from Lake Ontario to municipal corporations and public authorities, and to supplement the limited capacities of the area's primary retail water utilities – Onondaga County Water Authority (OCWA - Otisco Lake supply) and The City of Syracuse (Skaneateles Lake supply). The Lake Ontario system has the capacity to sustain production of up to 60 million gallons/day and store in excess of 110 million gallons of water for emergencies, including fire protection and periods of drought.

Currently, the MWB draws an average of 20 million gallons (20MG) per day from Lake Ontario through an intake structure shared between the City of Oswego and MWB's lakeside Raw Water Pump Station. The raw water is pumped to the Water Treatment Plant where it is filtered, chlorinated, fluoridated and tested prior to the transmission of treated water through the Clear Water Pump Station and Clear Wells (5MG). Finished water is then conveyed through twenty-four miles of transmission pipeline to the Terminal Reservoir (30MG) in the Town of Clay. By 2014, Terminal Reservoir will be replaced by two (2) 15 MG covered, concrete tanks as a means of compliance with the United States Environmental Protection Agency (EPA) Long Term 2 Enhanced Surface Water Treatment Rule (LT2ESWTR or LT2 rule).

From Terminal, water is pumped through the Farrell Pump Station to the Western Tank (20MG) in Van Buren; to the Central Branch pipeline into the City of Syracuse; and to the Eastern Tanks (20MG and 30MG) and the Salt Springs Tank (5MG), in Fayetteville and Manlius respectively. In addition to treatment, pumping, and storage facilities, MWB owns and maintains approximately 100 miles of transmission pipeline within Onondaga and Oswego Counties.

To fund major capital improvement projects, MWB collects ad valorem taxes from three Onondaga County zones of assessment and external (outside OCWD) customers. Operating and maintenance expenses are supported by sales revenue generated through wholesale water rates.



Sewers

The Department of Water Environment Protection is responsible for wastewater treatment and transmission for the area within the Consolidated Sanitary District which includes the City of Syracuse, and all or part of thirteen suburban towns including Camillus, Cicero, Clay, Dewitt, Geddes, Lysander, Manlius, Onondaga, Pompey, Salina, Van Buren, and the villages of Baldwinsville and Marcellus. The Department also provides maintenance services for the following seven villages: Marcellus, Camillus, East Syracuse, Fayetteville, Liverpool, Manlius, and Solvay. The Sanitary District was formed in 1978 (see map on p. 7) to provide an equitable base for financing capital and operating costs associated with the wastewater system; a unit charge or standardized fee for service now finances the system. The district boundary serves as a planning tool for decisions about extensions to new areas and other issues. The municipal satellite collection systems also collect taxes to pay for the maintenance of local pump stations and lateral sewers. The District provides approximately 116,000 residential units of service, and approximately 65,000 units of commercial/industrial service based on single unit volume of 140,000 gallons per unit. Industrial users are required to remove non-compatible pollutants, such as heavy metals, at the source.

The wastewater system infrastructure managed by the District includes six sewage treatment plants: Baldwinsville - Seneca Knolls, Brewerton, Meadowbrook-Limestone, Oak Orchard, Syracuse Metropolitan Treatment Plant, and Wetzel Road Wastewater Treatment Plants. The District is responsible for the interceptor sewers of the combined sanitary and storm water sewer system (CSO), constructed early in this century, that serves most of Syracuse. During heavy rains, overflow from the combined sewers discharges into several creeks. The County is responsible for the maintenance and repair of more than eleven million feet of sewers (six inches to twelve feet in diameter) and for the operation, maintenance, and repair of fifty-one WEP sewage pumping stations, ninety-two satellite municipal stations, and nine combined sewer overflow treatment facilities. Those values include the inspection, maintenance, and repair of 470 miles of trunk and interceptor sewers in the Consolidated Sanitary District. While local sewers remain the responsibility of the towns or the city, the County maintains some of these facilities under the auspices of various contracts.

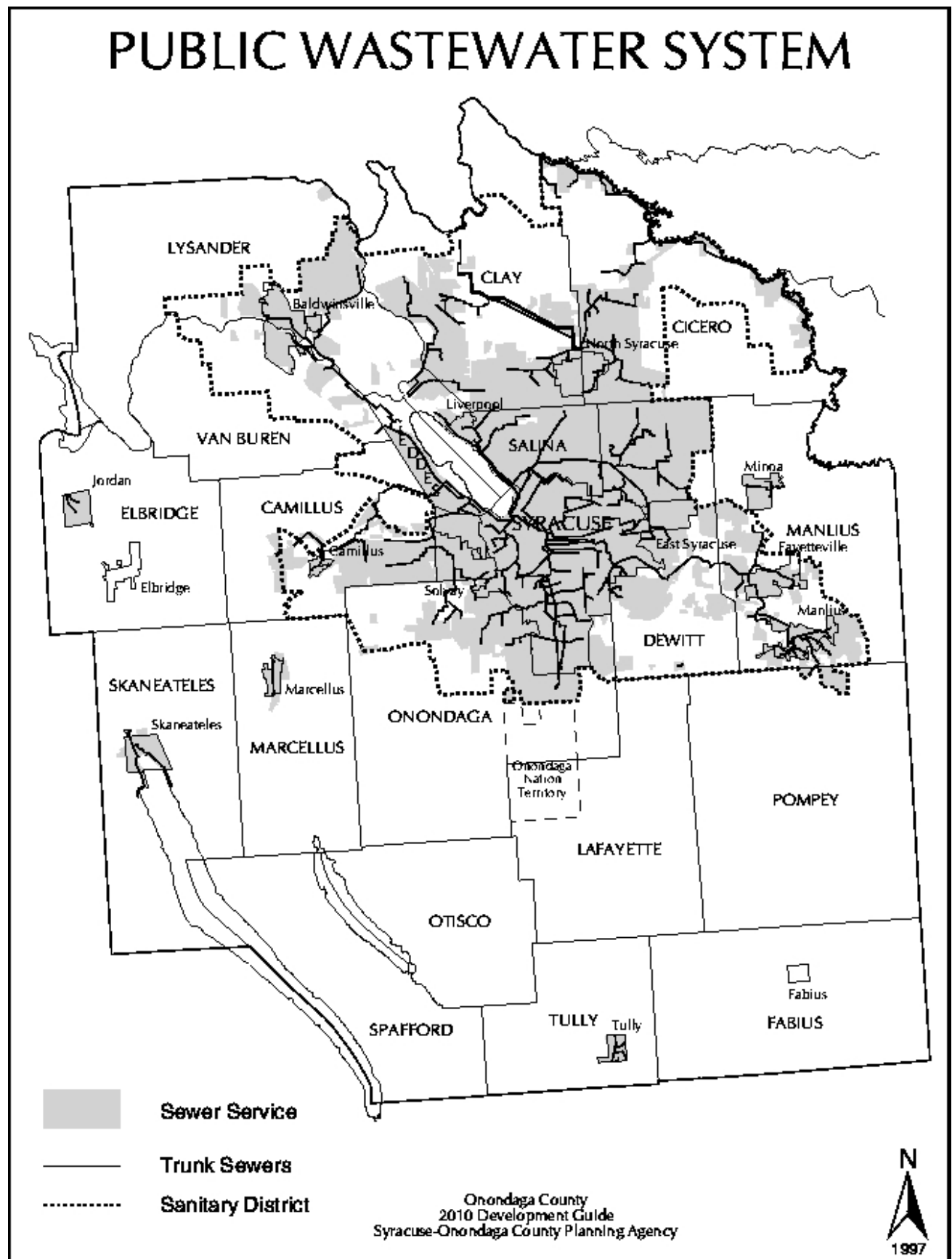
Transportation

Onondaga County owns 25.4% of the total highway system including arterials, collectors, and local roads. The Department maintains over 793 centerline miles of County-owned roadway (see map p. 8), including thirty-nine miles of four or five lane highways. The Department of Transportation uses an annual pavement condition survey and a computerized system to determine priorities for maintenance, rehabilitation, and reconstruction. The goal of this system is to minimize the need for major reconstruction by performing timely maintenance.

The Department of Transportation is responsible for project planning, detailed project design, right-of-way acquisitions, construction layout and inspection of major highway reconstruction projects, as well as the inspection, maintenance, and rehabilitation of the 210 bridges and 2,000 culverts on County roads.

The Department of Transportation performs routine maintenance functions and limited repaving and rehabilitation with County forces. Private contractors are used to build major construction projects and to repave hot mix and cold mix bituminous highways. These projects are competitively bid as mandated by state law. The Department is currently administering Federal Highway Funds on numerous projects.

The Department of Transportation operates four highway maintenance facilities - Camillus, Marcellus, Jamesville, and North Area - as bases for fleet maintenance, materials storage, and labor deployment.



PATTERN OF COUNTY ROAD JURISDICTION



ONONDAGA COUNTY 2010 DEVELOPMENT GUIDE

In 1991, the Onondaga County Legislature adopted the 2010 Development Guide to outline County policy with respect to infrastructure, land development, the environment, and fiscal capacity. The Guide has been updated with current demographic and economic data, better graphics, and with a more concise, understandable format. The updated Guide was approved by the County Legislature on June 1, 1998, and is now the official County plan. The Syracuse-Onondaga County Planning Agency is currently drafting a revised county land use plan, the Onondaga County Sustainable Development Plan, to replace the Development Guide as policy direction for County operating departments, and to serve as a tool for municipalities to further the concepts for sustainable development patterns and fiscal efficiency through careful land use planning. The new plan was completed in 2012 and will be presented to the Legislature for adoption late in 2012.

New water lines, sewers, and roads have the effect of creating new developable land. The revised Guide seeks to prevent premature public expenditures, which foster urban sprawl and create unnecessary capital and operating expenses. The Guide stresses the desirability of infill development in areas served by utilities, in order to balance trends toward sprawl with the ability of a static population to pay for infrastructure. Decisions to extend utilities to provide new urban land will be related to economic growth and job creation, as well as the capacity of complementary infrastructure systems to support growth in a particular location.

Background

In New York State, municipalities - cities, towns and villages - have strong land use controls available through zoning and subdivision regulations. Counties, on the other hand, have no state enabling legislation with which to manage growth. Many urban counties, however, have large investments in infrastructure; the timing of highway, wastewater treatment, and water facility improvements can influence growth patterns very directly.

Onondaga County constructs and maintains many public works facilities, and therefore has the ability to affect land development patterns. The County adopted the 2010 Development Guide to define the conditions for extensions of County highways, sewer, and water lines. By implementing these policies through the capital program the County can guide development and control capital and operating expenditures.

Employment Trends

According to the New York State Department of Labor's Quarterly Census of Employment and Wages (QCEW), annual average employment by place of work in Onondaga County fell from 252,477 in 2000 to 244,410 in 2003, and currently stands at 251,087 in 2008. However, the number of firms rose from 12,280 to 12,629 over the same period, with wages experiencing steady modest increases: at \$32,499 in 2000 and \$41,791 in 2008 (QCEW). The New York State Department of Labor Local Area Unemployment Statistics (LAUS) program reported that employment by place of residency in Onondaga County rose from 222,800 in 2000 to 224,000 in 2008 and 217,400 in 2009. The unemployment rate rose from 3.5% in 2000 to 5.1% in 2008 and 7.6% in 2009.

Recent Demographic Trends

Growth trends, along with changes in standards and technology (for wastewater treatment, for instance), will affect the need for capital projects in the next decade. Population in Onondaga County has remained relatively stagnant over the past forty years, currently totaling 467,026 according to the 2010 US Census. In general, population within the towns has increased, villages have remained unchanged, and the City of Syracuse has seen a steady decrease in population, losing over 50,000 residents since the county's peak population in 1970.

A drop in the size of generations succeeding the Baby Boom era, along with growth in the number of elderly residents in Onondaga County, have also begun to impact on the demand for housing types, public services and facilities - and on the community's ability to pay for new facilities. Housing continues to suburbanize as dwellings are built at the urban edge and demolished in the center of the city. Urban sprawl, available

infrastructure capacity, and a trend toward smaller families have resulted in an increase of approximately 42,000 new housing units in Onondaga County since 1970, despite the stagnant regional population. Of note, however, in recent years, several factors including the nationwide economic downturn have slowed the pace of housing development in the suburbs, and efforts are being made to revitalize the urban housing stock.

According to the New York State Department of Labor's Quarterly Census of Employment and Wages (QCEW), annual average employment by place of work in Onondaga County fell by 12,674 jobs since 2000. However, the number of firms rose by 452 over the same period (QCEW). The New York State Department of Labor Local Area Unemployment Statistics (LAUS) program reported that employment by place of residency in Onondaga County rose slightly between 2000 and 2005, but suffered a loss of over 10,000 jobs between 2005 and 2010. The unemployment rate rose from 3.5% to 8.0% over the past decade, as well. Recent losses are attributed mostly to the national economic recession, as well as a local economy transitioning away from the region's formerly strong manufacturing base.

Labor Statistics in Onondaga County

	2000	2005	2010	Change 2000-2010
Annual Average Employment (by Place of Work in Onondaga County)	252,378	248,278	239,704	-12,674
Average Annual Establishments (# of Firms)	12,238	12,655	12,690	452
Employment (by Place of Residency in Onondaga County)	222,800	223,300	212,100	-10,700
Annual Unemployment Rate	3.5%	4.5%	8.0%	4.5%
Source: NYS Dept. of Labor QCEW and LAUS Programs				

The suburbanization of both jobs and housing and the coming of age of the baby boomers have meant an annual growth in driving, road infrastructure, and traffic congestion for the last two decades, though low-density patterns of development have not fostered an increase in transit service to new suburban locations. Trends toward urban expansion have also resulted in increased flows at certain wastewater treatment plants and capacity problems at some facilities. Infrastructure needs are compounded by the age of some of the County's infrastructure including the 100 year old sewers in Syracuse and suburban roads built to farm to market standards. All these factors have necessitated the 2010 Development strategy to minimize the costs of future infrastructure and to take maximum advantage of existing infrastructure.

The Land Use Plan

The 2010 Development Guide allows this community to anticipate the extent and location of growth over the next twenty years. The plan considers the potential for further growth within the current service area of water and sewer lines, and anticipates only limited need for suburban growth beyond existing service areas. Desirable areas for growth have existing infrastructure capacity; the cost effectiveness of public expenditures to support growth should be related to economic development and job creation and the need for additional urban land.

The plan provides a means for coordinating land use decisions by thirty-five municipalities with County plans for infrastructure and fiscal stability. The plan outlines the implications of continued low density development patterns: costs for building and maintaining water, sewers and roads increase directly with required lot width, as does the cost of police, fire, emergency services and school busing. Mass transit is effectively precluded from low density towns by cost as well as trip times.

Land Use Plan and the CIP

Capital Improvement Planning is one of the County's most useful tools for implementing the policies of the 2010 Development Guide. The CIP process provides an inventory of anticipated capital projects, prioritizes these according to need, provides cost estimates, and analyzes the community's financing capabilities. Finally, it provides a schedule of project execution that relates projects to one another (e.g. scheduling sewer and water lines prior to or concurrent with road work in a given right-of-way) and to financing requirements.

The plan and the capital program take into account revenue and real property tax base trends, outstanding debt, debt service trends and legal debt limits. The capital plan is a major means of communication between one government department and another, between the executive and legislative branches of County government, and between the County and the development community and local governments which must be able to plan for growth in relation to infrastructure improvements. The capital plan includes anticipated capital projects regardless of whether these projects will be financed from current tax revenues, borrowing or grants.

2013 - 2018 Capital Plan Priorities

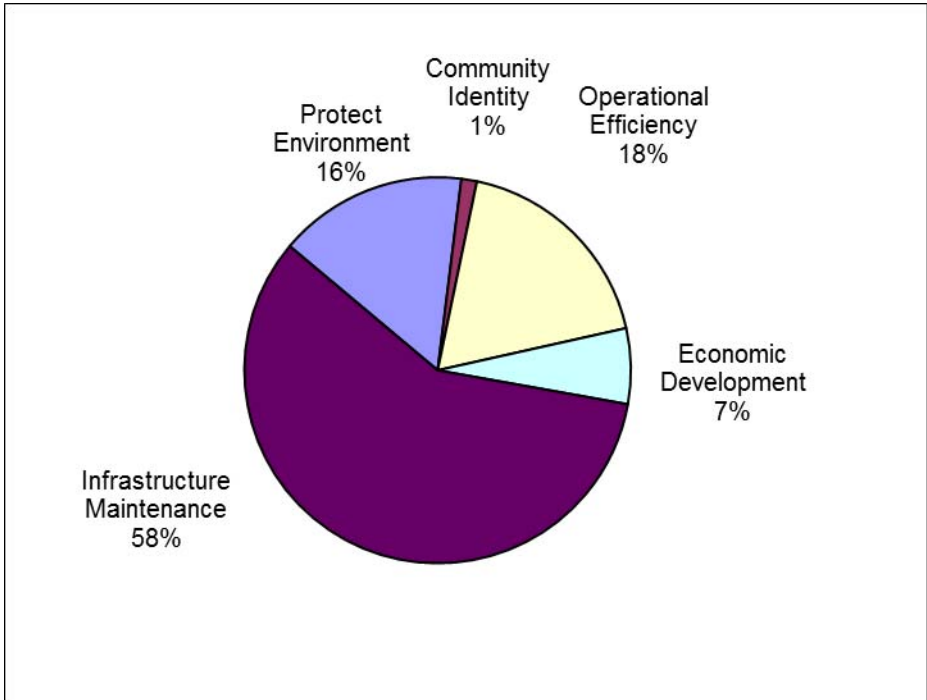
The 2013-2018 Capital Plan places high priority on projects that are consistent with the goals of the 2010 Development Guide. Most of our investments will be in the areas of Infrastructure maintenance, environmental protection, and Operational efficiency. Water supply and wastewater treatment projects account for 38% of the Capital Program. Mandated projects drive 39% of the proposed projects in this plan.

It should be noted that the Onondaga Lake project is now fully authorized. New wastewater treatment facilities and technologies will result in improved water quality in Onondaga Lake and the Seneca River system. The lake has become the focal point of large-scale private and public economic development projects, such as the Carousel Center, Inner Harbor redevelopment projects, William F. Walsh Transportation Center, the Alliance Bank Stadium and renovated Regional Market, as well as expanded recreation and tourism initiatives. The proposed capital project to complete the lake trail system complements redevelopment around the lake.

The highway program includes eleven capital construction projects through 2018 in various locations throughout the urban and suburban parts of the County. These projects represent reconstruction projects to address major rehabilitation of drainage and shoulders, and will enhance safety. None of these projects are designed to increase capacity.

The graph that follows illustrates the percentage breakdown of the 2013-2018 Capital Plan priorities.

**2013-2018
CAPITAL PRIORITIES**



FUNDING SOURCES FOR CAPITAL PROJECTS

Funding sources for capital projects have, for the most part, been a combination of cash, municipal borrowing, and state and/or federal aid. More specifically, the sources cited in this document are as follows:

Federal Monies

Federal Aid (FED) - The financing of eligible projects through the use of Federal funds other than Federal Revenue sharing.

State Aid

State Aid (STA) - The financing of eligible projects through the use of state funds.

Cash

Cash on Hand (COH) - Direct financing available from either surplus monies from prior years' taxation, unneeded balances in existing capital accounts, or earnings on temporary investments.

County Tax Revenues (CTR) - The cash financing of Countywide, general fund supported projects by property taxes.

Debt

Authorized

Countywide Authorized Borrowing (CAB) - The financing of a project by long or short term borrowing that has been authorized by the County Legislature.

Special Districts Authorized Borrowing (DAB) - The financing of a project in a special district by long or short term borrowing that has been authorized by the County Legislature.

To Be Authorized

Countywide Borrowing to be Authorized (CBA) - The financing of a project by long or short term borrowing that will require authorization by the County Legislature before the project can be undertaken.

Special Districts Borrowing to be Authorized (DBA) - Financing of a project in a special district by long or short term borrowing that will require authorization by the County Legislature before the project can be undertaken.

Other Sources

Other (OTH) - The financing of projects from sources other than federal or state aid and not tax supported (i.e., private funds, fees).

Operating Funds

Capital projects in this plan are managed in one of four separate operating funds. A fund is defined as an independent fiscal and accounting entity with a self-balancing set of accounts recording cash and/or other resources together with all related liabilities, obligations, reserves, and equities which are segregated for the purpose of carrying on specific activities or attaining certain objectives. All activities and obligations of each fund are carried out within that specific fund alone. The four funds are:

1. General Fund: The largest fund within the County, the general fund accounts for most of the County's financial resources. General fund revenues include property taxes, licenses and permits, local taxes, services charges, and other types of revenue such as federal and state aid. This fund usually includes most of the basic operating services, such as public safety, finance, data processing, parks and recreation, highway, and other direct operating support. (Unlike the special funds below, the Community College fund and Library fund do not have separate taxing ability and for presentation purposes are included in the general funds totals in this document. Borrowing for capital projects in these funds is done through the County general fund).

2. Van Duyn Extended Care Fund: This fund was established to service the operating needs of the Van Duyn Long Term Care Facility. Costs are funded by revenues in the fund and supplemented by local tax dollars. Capital costs are financed through borrowing and are reimbursed by Medicaid on a two-year lag.
3. Water Fund: The water fund was established to service the operations of the Metropolitan Water Board. Revenues raised through a combination of special district ad valorem levy and water sales revenues wholly support it. The cost of all system capital improvements undertaken since 1972 has been funded from the water sales revenue portion of this formula.
4. Water Environment Protection Fund: The Water Environment Protection fund (sewer fund), like the water fund, is a special district fund, established to service the operations of the Department of Water Environment Protection. This fund is wholly supported by revenues generated from a schedule of sewer rent charges, calculated in units, and assessed to service users of the Onondaga County Consolidated Sanitary District.

ONONDAGA COUNTY DEBT MANAGEMENT PLAN

The primary component of Onondaga County's debt management practice is administrative review of capital projects and the related debt service costs by the County Executive and the Division of Management and Budget. All capital projects are reviewed not only as they relate to current capital needs, but also to optimize the County's fiscal ability to meet its future capital needs.

A major emphasis in the County's debt management practice is the pay-as-you go concept. For debt that has to be retired within five years, for capital expenditures of less than \$250,000, and capital projects that are annually recurring costs, the objective is to pay the capital cost using operating funds.

Additionally, the County has established the following policies to guide its management of debt:

1. Debt service costs paid through the General Fund will not exceed 5% of total General Fund Revenue.
2. The County's total net direct indebtedness will not exceed \$500 per capita or 1% of the full valuation of taxable property in the County.
3. Rapid pay down of debt will continue as a goal of the County's debt management policies, with a target of 65% of outstanding principal scheduled for retirement within ten years. This goal may be modified to reflect changes in the interest rate environment, which may argue for shorter or longer terms.

Local Finance Law prohibits the County from issuing debt in excess of the Debt Limit. The Debt Limit is defined as seven percent of the five-year average full valuation of Taxable Real Property within the County. The County's use of its constitutional debt limit is less than 15% of its total capacity.

Bond counsel and the County's fiscal advisors play an important role in the bond issuing process. These consultants are influential in reducing borrowing costs by advising the County on how best to structure a bond issue and when best to go to market. They assist in the preparation of the County's Official Statement, ensuring that it meets all legal requirements, as well as including relevant information to present the County's financial status and economic activities and comparisons. Additionally, they assist the County in the application for bond ratings, which provides investors with a symbol of credit quality that is easily recognized. Through careful fiscal planning and sound financial management, Onondaga County has earned the following ratings: Fitch – AAA, S&P – AA+, Moody's - Aa1.

Debt Management - Department of Water Environment Protection

For 2013, the County Executive is continuing the commitment to the current debt management efforts. While taking advantage of the current favorable interest rates we also utilize resources in the Department's operating budget to fund recurring capital needs. The main components of the plan call for greater investment in preventive maintenance, rapid retirement of debt that is issued, and the strategic use of the Water Environment Protection (WEP) designated fund balance and reserve for bonded debt that was \$29.2 million and \$26.5 million, respectively, as of April 2012. Many WEP authorized projects have been financed through the New York State Environmental Facilities Corporation (EFC). The EFC's no-interest construction loans and subsidized-interest long-term bonds have eased the interest rates the Department pays. The County Executive is committed to continued optimization of funding sources for the implementation of the plan.

FINANCIAL SUMMARIES

Section 2

ESTIMATED DEBT SERVICE

Borrowing Funds

Several methods are available to finance capital improvement projects. Onondaga County, like most governmental units, borrows money in order to acquire land and equipment, construct buildings, and make renovations and improvements. The cost of these capital projects is normally financed by the issuance of debt obligations, which are then repaid over several years along with the interest incurred on the borrowings. An amount is included in the County's annual operating budget to make these payments, which is defined as debt service. This policy enables the cost of these capital assets to be borne by the present and future taxpayers receiving the benefit of the capital assets or improvements.

The use of debt to finance capital projects has several advantages. Among other things, it allows the County to obtain for current use a capital facility that would go beyond its capacity to finance on a pay-as-you-go basis. In addition, the flexibility associated with the repayment of bonds allows the County to smooth out its expenditure pattern over a period of several years. The manner in which principal payments are structured has a large cumulative effect on interest payments, cash flow, and subsequently the County's operating budget.

Estimated debt service schedules are prepared to illustrate the current outstanding debt and the fiscal impact of new capital project requests on future debt service. This serves as a fiscal tool integral to the capital improvement planning process. These schedules, as well as graphs depicting the projected debt service payments if all projects were authorized, can be found in the project description section, by fund, in this document. A debt service summary for all funds is combined on page 21 of this section.

In 2000, Onondaga County defeased \$10.7 million of debt using its fund balance. The County Legislature had passed a resolution in November 1999, which established a fund balance target of 10% of General Fund revenues. Any excess would be used to avoid or reduce debt and provide property tax relief. The defeasance had a benefit to taxpayers of \$11.7 million in 2000-2004. In August 2001, the County participated in a pooled financing with five other New York counties to sell its rights to the tobacco revenues guaranteed under the Master Tobacco Settlement Agreement with the four major tobacco companies. This resulted in defeasing \$95 million in Onondaga County General Obligation debt, lowering total debt service by \$130 million during the years 2002-2021. Again, in 2005, the County participated in another pooled financing with twenty-three other New York counties. With the proceeds, \$19.9 million of scheduled debt was defeased, benefiting the years 2007 – 2025. An additional \$11.6 million was set aside to finance energy saving initiatives, thereby avoiding debt. Taking advantage of the lowest interest-rate environment in forty years, the County refunded \$18.5 million of ten year old bonds in 2003, saving \$1.8 million through 2014. In 2007, \$8 million in cash was used to fund capital projects, avoiding debt and maintaining the County's 10% fund balance target. In 2009 and 2012, successful refunding issues resulted in savings of \$3.3 and \$1.9 million respectively. The County actively monitors its outstanding debt, reviewing candidates for refunding opportunities which will provide a target NPV of 3% savings. As evidenced on page 22, the County's net indebtedness is currently at 11.22% of its total borrowing capacity vs. 15.5% in April 2000.

Borrowing Criteria

In general, the State Legislature has granted the power and defined the procedure for the County to issue debt by enactment of the Local Finance Law (Chapter 33-A of the Consolidated Laws of New York). One central requirement states that the duration of debt payments cannot exceed the Period of Probable Usefulness (PPU). The maximum number of years over which bonded debt payments may be scheduled is determined by Bond Counsel in accordance with specifications outlined in the Finance Law relative to the item for which the debt is incurred (Ref. Paragraph A of Section 11 of the Local Finance Law; Paragraph C of Section 21 of the Local Finance Law).

Pursuant to the Local Finance Law, the Onondaga County Charter and the County Law, the County authorizes the issuance of bonds by the adoption of a bond resolution, which must be approved by at least two-thirds of the members of the County Legislature. Upon approval, the County Legislature delegates to the County's Chief

Fiscal Officer the power to authorize and sell bond anticipation notes in anticipation of bonds. Each bond resolution authorizes the construction, acquisition or installation of the object or purpose to be financed, the plan of financing, the amount of money being borrowed, and the PPU, which is also the maximum maturity of the bonds subject to legal restrictions.

Within these bonding requirements, the County has considerable flexibility in its borrowing program by issuing two basic forms of debt instruments: Serial Bonds (bonds) and Bond Anticipation Notes (BANs). BANs, due to their short term duration, (one year or less, renewable up to four times, not to exceed the PPU) are used to facilitate those borrowings for projects that have a PPU of five years or less, or are relatively small in amount or otherwise inappropriate for long term borrowings. In addition, BANs allow the County the flexibility to convert BANs to Serial Bonds when interest rates are most beneficial for long term debt. Any adjustments in principal payments, whereby the intent is to schedule debt retirement in less than the mandated period, must be done while the debt is still in the form of BANs. Flexibility is lost once BANs are converted to serial bonds. There is an exception to the four-time renewal limitation on BANs for Special District borrowing for Sewer and Water. BANs may be renewed indefinitely for special districts as long as it does not violate the assigned PPU.

Methodology

County departments' capital projects are organized alphabetically in this book. Each project includes a brief description, budget code (control) number, purpose, location, the cost summary and cash flow schedule for each of the years 2013 - 2018, the project detail, tentative financing plan, and status. Estimated debt service is calculated based on the cash flow schedule for those projects indicating the use of borrowing to finance the project in whole or in part.

Debt service for each capital project that anticipates borrowing has been calculated based on the following assumptions and calculations applied in projecting the payment schedules:

- 1) Interest rates are based on length and type of instrument used. While actual payments are determined by market conditions at the time of issuance, for planning purposes in this document, estimated payments were calculated using level debt payment schedules for a maximum of twenty years, at a 4% interest rate (certain Sewer fund estimated payments are calculated at 2.75% interest, anticipating the use of State revolving funds).
- 2) No principal payment is assumed in the first year.

Market Factors Affecting Bonds

The market for Bonds and Notes is affected by a variety of factors, some of which are beyond the County's control. Adverse events or ratings downgrades at the Federal or State levels may occur, which could affect the market price of and the market for the Bonds and Notes. If a significant default or other financial crisis should occur in the affairs of the State or of any of its agencies or political subdivisions, it could impair the acceptability of obligations issued by borrowers within the State. Both the ability of Onondaga County to arrange for additional borrowings, and the market for and market value of outstanding debt obligations, including the Bonds and Notes, could be negatively affected.

**All Funds
Debt Service Summary**

<i>Payments in (\$000's)</i>								
	2008	2009	2010	2011	2012	2013	2014	2015
Principal & Interest <u>Scheduled Debt</u>	34,291	32,919	34,870	40,176	44,739	46,217	47,665	46,153
<u>Estimated Debt</u>								
<i>Authorized & Unissued</i>	0	0	0	0	0	700	5,443	13,707
<i>Proposed Future Debt</i>	0	0	0	0	0	0	2,932	10,288
Total	34,291	32,919	34,870	40,176	44,739	46,917	56,040	70,148
	2016	2017	2018	2019	2020	2021	2022	2023
Principal & Interest <u>Scheduled Debt</u>	42,095	40,589	38,612	36,576	32,876	31,101	27,955	26,598
<u>Estimated Debt</u>								
<i>Authorized & Unissued</i>	19,418	21,167	20,817	20,518	20,210	19,846	19,409	19,128
<i>Proposed Future Debt</i>	18,963	24,882	29,085	32,037	32,556	31,705	30,859	30,010
Total	80,476	86,638	88,514	89,131	85,642	82,652	78,223	75,736
	2024	2025	2026	2027	2028	2029	2030	2031
Principal & Interest <u>Scheduled Debt</u>	24,030	20,023	17,582	13,933	11,208	10,091	8,704	5,947
<u>Estimated Debt</u>								
<i>Authorized & Unissued</i>	19,474	19,628	19,463	18,897	18,408	17,128	15,840	15,286
<i>Proposed Future Debt</i>	29,166	27,435	24,477	22,244	21,581	20,912	18,907	17,072
Total	72,670	67,086	61,522	55,074	51,197	48,131	43,451	38,305
	2032	2033	2034	2035	2036	2037	2038	TOTAL
Principal & Interest <u>Scheduled Debt</u>	4,932	3,990	3,940	3,245	3,196	407	0	547,665
<u>Estimated Debt</u>								
<i>Authorized & Unissued</i>	14,985	14,605	10,649	7,646	5,392	5,290	5,182	388,236
<i>Proposed Future Debt</i>	15,557	14,248	12,902	10,468	7,743	4,917	2,914	493,860
Total	35,474	32,843	27,491	21,359	16,331	10,614	8,096	1,429,761

Debt Limits

Local Finance Law permits the County to issue General Obligation debt up to a statutory Debt Limit. The Statutory Debt Limit is seven percent of the five-year average full valuation of Taxable Real Property within the County. Total Net Indebtedness is calculated by adding the County's short and long-term debt and subtracting the legal exclusions. As of August 20, 2012 the County had utilized 11.22% of its Statutory Debt Limit, down from a high 15.5% in the year 2000, due to the use of tobacco bond revenues to defease \$95 million of General Fund debt in 2001 and \$20 million in 2005. Should the entirety of the projects proposed in the 2013 CIP advance and the corresponding debt be issued by the County in 2013 to fund said projects, the County would decrease its available bonding capacity subject to the statutory debt limit by only 0.386%. The following table is the calculation of Total Net Indebtedness:

Calculation of Total Net Indebtedness

Calculation of Total Net Indebtedness

5-Year Average Full Valuation of Taxable Real Property	\$24,964,402,290
Debt Limit (7% of 5-year average) (1)	\$1,747,508,160

Outstanding Indebtedness	Scheduled Debt as of August 20, 2012	Authorized and Unissued Debt	Proposed Debt for 2013	Total Debt as of Dec 31, 2013
Bonds	\$435,293,101			
Bond Anticipation Notes	\$20,019,697			
Outstanding Gross Indebtedness	\$455,312,798	\$281,010,282	\$63,854,000	\$800,177,080
Less Exclusions (Sewer, Water, Defeased Debt)	(\$259,291,216)	(\$230,991,869)	(\$34,154,000)	(\$524,437,085)
Less Retired Debt			(\$18,786,150)	(\$18,786,150)
Total Net Indebtedness	\$196,021,582	\$50,018,413	\$10,913,850	\$256,953,845
Net Debt-Contracting Margin	\$1,551,486,578			\$1,490,554,315
Percentage of Debt-Contracting Power Exhausted	11.22%	2.86%	0.62%	14.70%

(1) The Debt Limit of the County is computed in accordance with the provisions of Article VIII of the State Constitution and Title 9 of article 2 of the Local Finance Law.

CAPITAL PROJECT CLASSIFICATIONS

Capital projects are organized in this document by fund: General Fund, Water Fund, Van Duyn, and Sewer Fund. They are then classified according to a continuum of capital project development from idea to completion. This serves two purposes. The first purpose is to provide better control of the individual project proposals by providing a series of milestones, each with increasingly stringent standards for planning and financial data, to track the progress of each project. Second, the system provides a more accurate perspective of the overall progress of the CIP. The project development classifications are:

1. *Completed Projects:* Those capital projects previously scheduled that have been completed in the preceding year.
2. *Authorized Projects:* Those projects which have been authorized by the County Legislature and are in varying stages of progression, ranging from bonds being authorized but not yet issued to anticipated project completion in the current year.
3. *Proposed Projects:* Those projects at a sufficient level of development to be scheduled in the CIP for legislative consideration. Each proposed capital project in this document has received a Level of Development rating. The rating was determined by the development phase of the project as outlined in the project application. These ratings and their descriptions are as follows:
 - 1) Advanced: A project assigned an advanced rating is ready to be presented for Legislative authorization; the capital project application is complete and information is reliable.
 - 2) Intermediate: A project is assigned an intermediate rating when the problems and causes have been identified, possible alternative solutions have been examined, and a plan has been selected. An intermediate rating is also assigned to projects that have established or are in the process of establishing project scope, and/or maintenance and operations estimates.
 - 3) Preliminary: A project is assigned a preliminary rating when project definition is being established or an in-depth needs assessment is being conducted in order to determine any of the following: in-depth identifications, examination, selection and description or alternative solutions to the problem.

PROJECT ACTIVITY BY DEPARTMENT

Department	Completed Projects	Authorized Projects	Proposed Projects	Fund
DEPARTMENT OF CORRECTIONS	4	0	0	General Fund
ELECTIONS BOARD	1	0	0	General Fund
EMERGENCY COMMUNICATIONS	9	2	10	General Fund
FACILITIES MANAGEMENT	8	7	7	General Fund
HILLBROOK DETENTION HOME	1	0	0	General Fund
INFORMATION TECHNOLOGY	0	1	1	General Fund
METROPOLITAN WATER BOARD	1	2	0	Water
ONONDAGA COMMUNITY	22	11	0	Community College
ONONDAGA COUNTY PUBLIC	1	1	1	Library
PARKS & RECREATION DEPT.	2	3	7	General Fund
SHERIFF CUSTODY	1	0	1	General Fund
SHERIFF POLICE/CIVIL	1	0	1	General Fund
TRANSPORTATION	0	0	11	County Road
TRANSPORTATION	3	0	0	General Fund
VAN DUYN EXTENDED CARE	2	3	1	Van Duyn
WATER ENVIRONMENT	15	6	10	Drain & San
Total	71	36	50	

PROPOSED CAPITAL PROJECT SUMMARY

The following is a list of proposed projects and their estimated six year cost broken down by fund (\$ in 000's)

County Wide	Department	STATUS	PROJECT	2013 - 18 Total
General Fund				
EMERGENCY COMMUNICATIONS				
		new	Computer Aided Dispatch (CAD) System Hardware Refresh	928
		new	E9-1-1 Center Console Furniture Replacement	687
		new	E9-1-1 Center Facility Rehabilitation	100
		new	Pictometry Aerial Oblique Photography Refresh	292
		new	Radio Tower & Property Rehabilitation	473
		new	Replace E9-1-1 Radio Consoles	4,030
		new	Replacement of Cooling Tower & Computer Room Cooling	388
		new	Replacement of Voice Recorder Systems	492
		new	Telephone System Replacement/Migration to Next Generation 9-1-1 (NG9-1-1)	3,712
		new	Trunked Land Mobile Radio Network Analog Back-up System	981
			Subtotal	\$ 12,083
FACILITIES MANAGEMENT				
			Civic Center Re-roof	2,467
			Community Plaza Garage	3,100
			Courthouse - HVAC Renovations	16,900
			Downtown Campus Various Capital Improvements	8,980
			Edward Kochian County Office Building Rehab./Renovation	3,042
		new	Oncenter Rehabilitations	1,500
		new	Remodeling TA Intake	2,278
			Subtotal	\$ 38,267
INFORMATION TECHNOLOGY				
		new	E-Mail Archiving/ E-Discovery	280
			Subtotal	\$ 280
PARKS & RECREATION DEPT.				
		new	Carpenters Brook Fish Hatchery Reevaluation and Redesign (New)	10,000
		new	Highland Forest Parking Improvements	1,000
			Lights on the Lake Storage Facility	315
		new	Park Buildings (New)	500
			Park roads, parking areas, and trail paving	8,615
		new	Various improvements in Onondaga Lake Park (Willow Bay) (NEW)	2,700
		new	Zoo HVAC Rehabilitation	1,300
			Subtotal	\$ 24,430
SHERIFF CUSTODY				
		new	Behavioral Health Unit at the Justice Center	500
			Subtotal	\$ 500
SHERIFF POLICE/CIVIL				
		new	Special Operations Facility Replacement (NEW)	3,750
			Subtotal	\$ 3,750
			General Fund Total	\$ 79,310
Library				
ONONDAGA COUNTY PUBLIC LIBRARY				
			Central Library Reconstruction	2,616
			Library Total	\$ 2,616

County Wide			2013 - 18 Total
Department	STATUS	PROJECT	
County Road			
County Road			
TRANSPORTATION			
		Bituminous Surface Treatment	11,705
		Bridges	24,855
		Capital Highway Construction	23,462
	new	Caughdenoy Road / NYS Route 31 Road Improvements (NEW)	4,650
		Cold Mix Bituminous Paving	40,709
		Guide Rail	3,470
	new	Hot Mix Bituminous Paving/Economic Development	3,150
		Repaving Program (Hot Mix Bituminous)	93,274
		Replacement of North Area and Camillus Highway Maintenance Facilities	14,000
		Testing, Drainage and Facilities Repair	3,675
		Traffic Systems Management	4,218

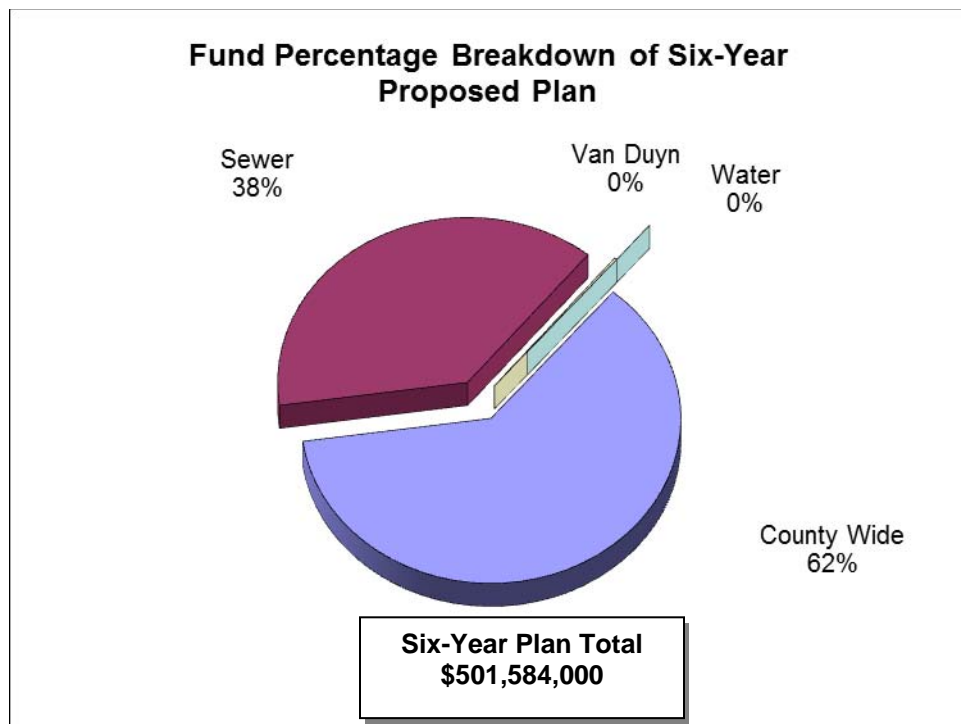
		County Road Total	\$ 227,168
		County Wide Total	\$ 309,094

Special Funds			2013 - 18 Total
Department	STATUS	PROJECT	
Drain & San			
WATER ENVIRONMENT PROTECTION			
	new	Baldwinsville Seneca Knolls WWTP Rehabilitation Project (New)	7,776
	new	Brewerton WWTP Improvements (New)	5,346
	new	Clay Industrial Park (forcemain) (New)	5,614
		Energy Efficiency Improvements/Performance Contracting/Power Purchase Agreement	20,000
	new	Ley Creek Pump Station (New)	4,700
		Metro WWTP (002) Bypass Treatment	20,200
		Metro WWTP Phosphorus Treatment System Optimization	14,208
	new	Metro WWTP Primary and Thickener Pump Replacement	3,500
	new	Oneida Lake PS (New)	15,500
		Wastewater Transportation System Improvements	94,646

		Drain & San Total	\$ 191,490
		Van Duyn	
		VAN DUYN EXTENDED CARE DIVISION	
		Demolition of S1 Building	1,000

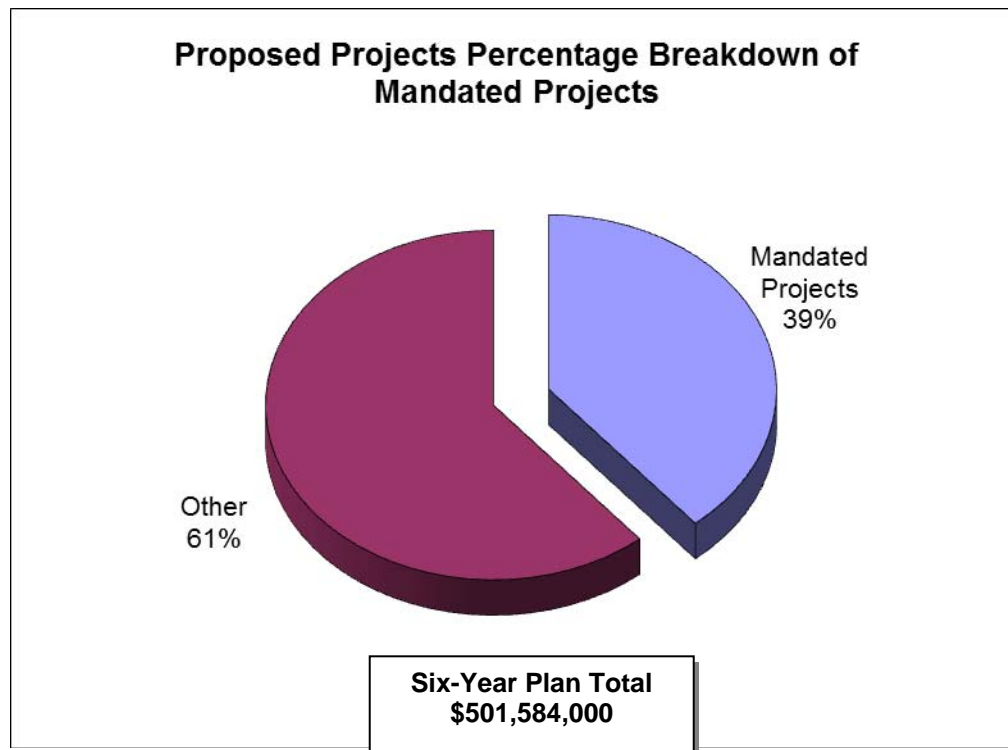
		Van Duyn Total	\$ 1,000
		Special Funds Total	\$ 192,490
		Grand Total	\$ 501,584

Out of the 50 projects proposed in this plan, 39 are in the County Wide Funds, and they account for 62% of the costs, as illustrated by the graph below.



MANDATES

Of the \$501,584,000 in proposed projects, 39% are the result of environmental and other mandates established by either Federal or State law. These are projects that the County is compelled to do by legal requirement, and in some cases, as a result of court order. Failure to place a high priority on projects addressing mandated requirements could result in fines, license restrictions, and loss of aid. Within the confines and challenges that mandates have placed on the County's capital planning efforts, 61% of this plan's proposal focuses on non-mandated infrastructure maintenance, operational efficiency, environmental protection, community identity, and economic development in an effort to preserve existing assets and enhance growth and development opportunities in the County.



PROPOSED FUNDING SOURCES

To achieve a balanced program that effectively serves the community's needs, careful attention must be given to the methods or sources of funding for capital projects. Customarily, projects are funded through the issuance of debt, cash capital, federal and state aid, and to a lesser degree other sources such as private donations, fees, etc. Projects that benefit present and future taxpayers are generally financed through the issuance of debt so as to more fairly spread the cost. Cash capital is the preferred method of financing for smaller projects, and more importantly, recurring or maintenance related projects. Federal and state aid is sought for any appropriate project, as well as alternate sources of funding such as donations and fees. To the extent that a municipality carefully plans for the strategic use of these various funding sources, taxpayer dollars will realize maximum effectiveness. The chart below shows the anticipated sources of funding for the proposed projects in this plan, by fund and for all funds combined. The following page shows the impact of the County's effort to address the issue of financing sources in the general fund and other funds.

FUNDING SOURCES OF PROPOSED PROJECTS

County Wide	2013	2014	2015	2016	2017	2018	6yr Total
Cash on Hand	1,115	1,100	500	500	500	500	4,215
Borrowing to be Authorized	9,134	33,695	14,838	7,600	7,900	1,928	75,095
SUB TOTALS	\$10,249	\$34,795	\$15,338	\$8,100	\$8,400	\$2,428	\$79,310

County Road	2013	2014	2015	2016	2017	2018	6yr Total
County Tax Revenues	3,715	10,566	11,169	12,179	14,469	15,109	67,207
Authorized Borrowing	530						530
Borrowing to be Authorized	23,916	26,788	12,600	13,055	14,775	15,600	106,734
Federal Aid	10,784	8,080	1,680				20,544
State Aid	6,470	6,292	5,084	4,769	4,769	4,769	32,153
SUB TOTALS	\$45,415	\$51,726	\$30,533	\$30,003	\$34,013	\$35,478	\$227,168

Library	2013	2014	2015	2016	2017	2018	6yr Total
State Aid	2,308	308					2,616
SUB TOTALS	\$2,308	\$308					\$2,616

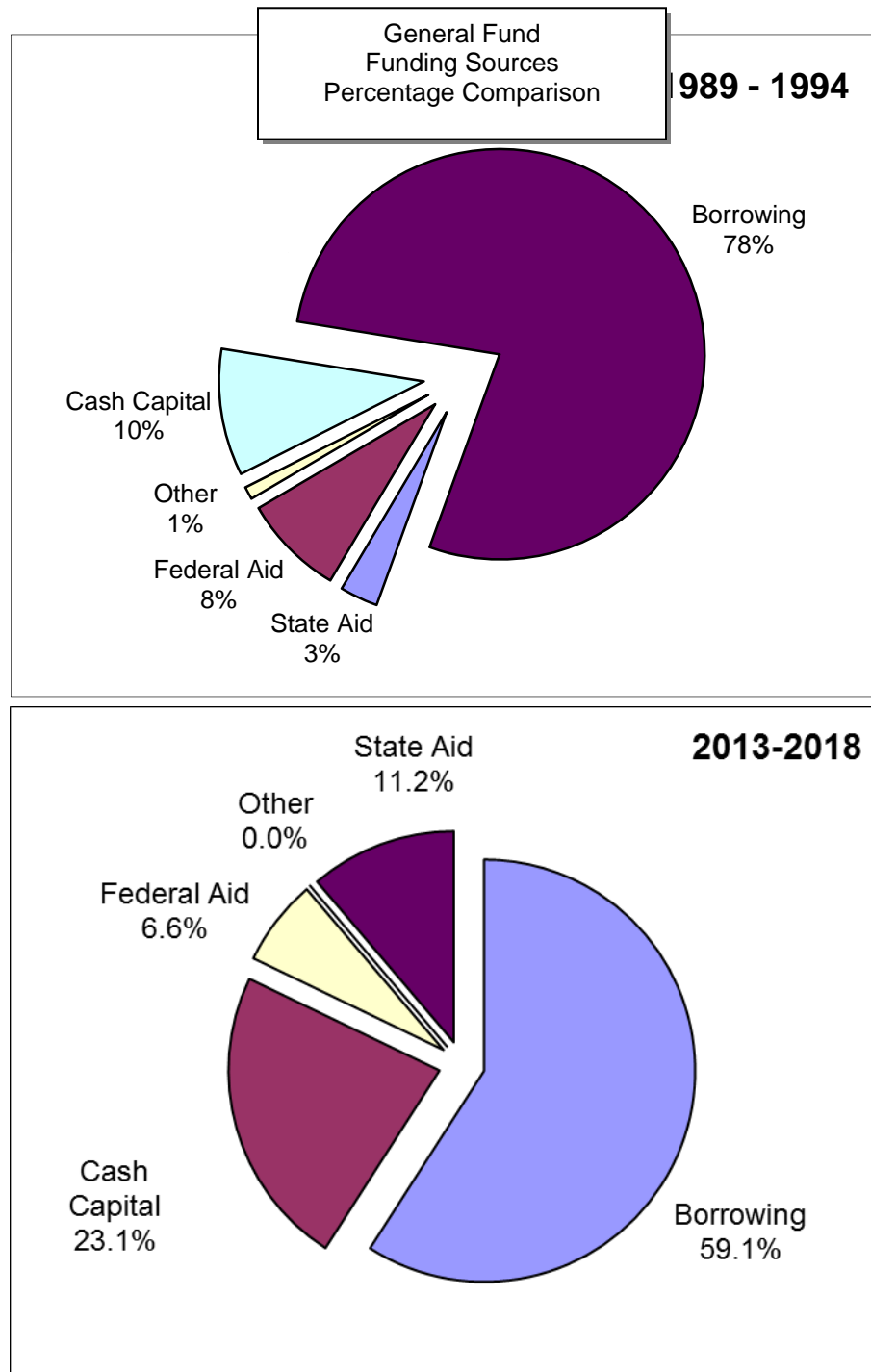
County Wide TOTALS **\$57,972** **\$86,829** **\$45,871** **\$38,103** **\$42,413** **\$37,906** **\$309,094**

Special Funds	2013	2014	2015	2016	2017	2018	6yr Total
Van Duyn							
Borrowing to be Authorized		1,000					1,000
SUB TOTALS		\$1,000					\$1,000

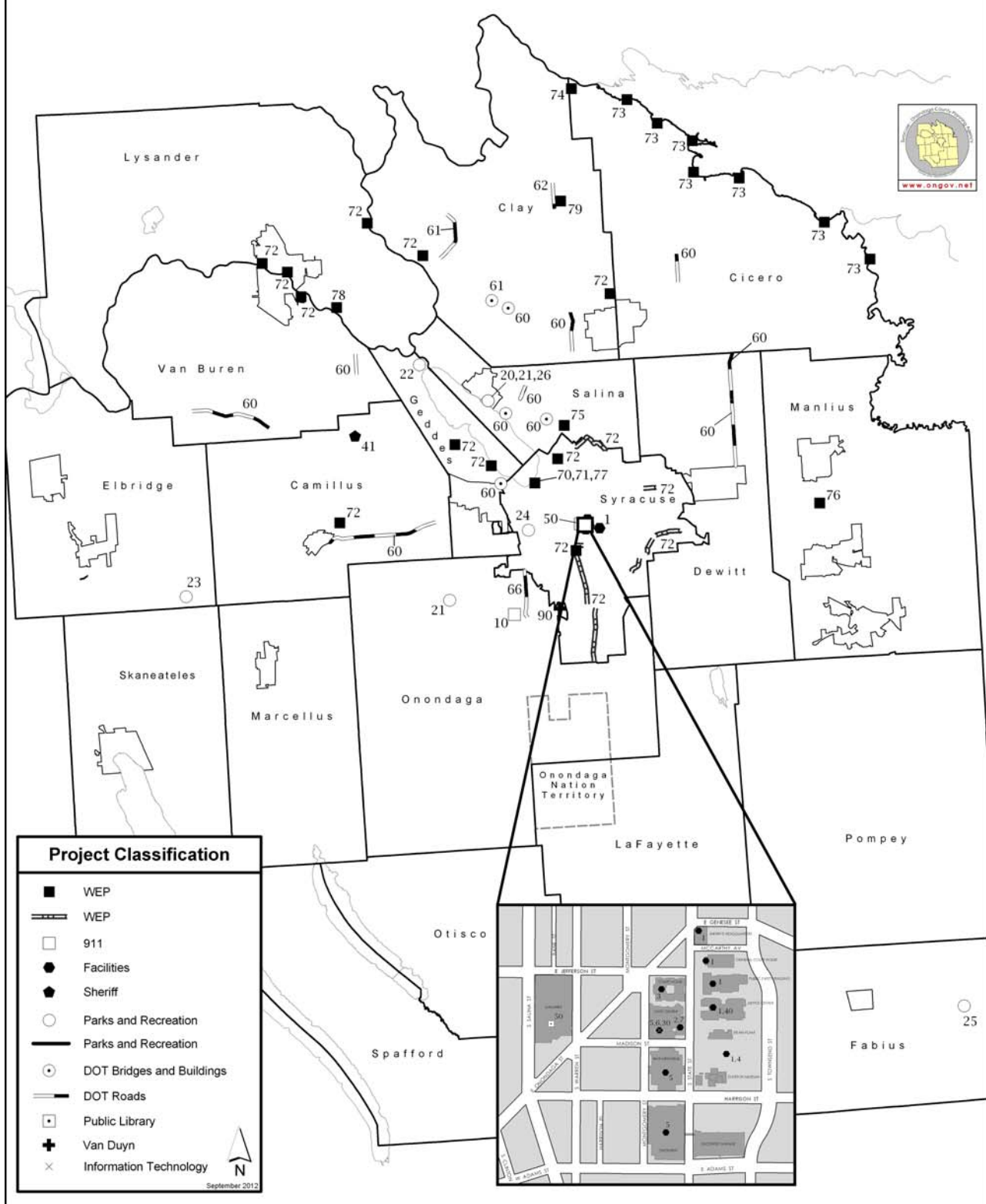
Drain & San	2013	2014	2015	2016	2017	2018	6yr Total
Cash on Hand	4,782	4,690	4,860	4,800	4,860	5,400	29,392
Borrowing to be Authorized	14,276	25,200	52,723	27,467	29,199	13,233	162,098
SUB TOTALS	\$19,058	\$29,890	\$57,583	\$32,267	\$34,059	\$18,633	\$191,490
Special Funds TOTALS	\$19,058	\$30,890	\$57,583	\$32,267	\$34,059	\$18,633	\$192,490

GRAND TOTAL **\$77,030** **\$117,719** **\$103,454** **\$70,370** **\$76,472** **\$56,539** **\$501,584**

Recognizing national trends and growing mandate requirements, the County is continuously examining its financing strategies. The goal has been to reduce debt issuance when possible, saving taxpayer dollars and maximizing other resources without compromising the commitment to preserving existing assets and stimulating growth and development. This has resulted in far fewer dollars being spent on interest costs for general fund supported projects. This is illustrated in the comparison of the two graphs below, one depicting the funding source percentages for general fund projects in the current plan, and the other depicting those sources for the 1989-1994 Capital Plan. You will note that the 1989 plan anticipated funding 78% of the general fund proposed project costs through borrowing, while the current plan calls for 60.0% funding through borrowing.



Onondaga County 2013-2018 Capital Improvement Plan Locations



FACILITIES MANAGEMENT

- 1. *Downtown Campus Various Capital Improvements
- 2. Edward Kochian County Office Building Rehab /Renovation
- 3. Court House – HVAC Renovations
- 4. Community Plaza Garage
- 5. Oncenter Rehabilitations
- 6. Civic Center Re-roof
- 7. Remodeling TA Intake

EMERGENCY COMMUNICATIONS

- 10. Replacement of Cooling Tower & Computer Room Cooling
- 10. *Radio Console System Upgrade
- 10. *Telephone System Replacement / Migration to Next Generation 911
- 10. Trunked Land Mobile Radio Network Analog Back-up System
- 10. Radio Tower & Property Rehabilitation
- 10. Replacement of Voice Recorder Systems
- 10. E911 Center Facility Rehabilitation
- 10. E911 Center Console Furniture Replacement
- 10. Pictometry Aerial Oblique Photography Refresh
- 10. Computer Aided Dispatch (CAD) System Refresh

PARKS AND RECREATION

- 20. *Park Roads, Parking Areas, and Trail Paving
- 21. Park Buildings
- 22. *Lights on the Lake Storage Facility
- 23. Carpenters Brook Fish Hatchery Reevaluation and Redesign
- 24. *Zoo HVAC Rehabilitation
- 25. Highland Forest Parking Improvements
- 26. Various Improvements in Onondaga Lake Park (Willow Bay)

INFORMATION TECHNOLOGY

- 30. E-Mail Archiving / E-Discovery

SHERIFF CUSTODY

- 40. Mental Health Unit at the Justice Center

SHERIFF CIVIL

- 41. Special Operations Facility Replacement

ONONDAGA COUNTY PUBLIC LIBRARY

- 50. Central Library Reconstruction

TRANSPORTATION

- 60. Capital Highway Construction
- 61. Replacement of North Area and Camillus Highway Maint. Facilities
- 62. Caughdenoy Road / NYS Route 31 Road Improvements

WATER ENVIRONMENT PROTECTION

- 70. *Metro WWTP (002) Bypass Treatment
- 71. Metro WWTP Phosphorous Treatment System Optimization
- 72. Wastewater Transportation System Improvements
- 73. Oneida Lake PS
- 74. Brewerton WWTP Improvements
- 75. Ley Creek Pump Station
- 76. *Energy Efficiency Improvements
- 77. Metro WWTP Primary & Thickener Pump Replacement
- 78. Baldwinsville-Seneca Knolls WWTP Rehabilitation Project
- 79. Clay Industrial Park Forcemain

VAN DUYN EXTENDED CARE DIVISION

- 90. Demolition of S1 Building

* New Projects

CAPITAL PROJECTS

Section 3

COUNTYWIDE FUNDS

GENERAL

LIBRARY

COMMUNITY COLLEGE

SPECIAL FUNDS

VAN DUYN ENTERPRISE FUND

WATER DISTRICT

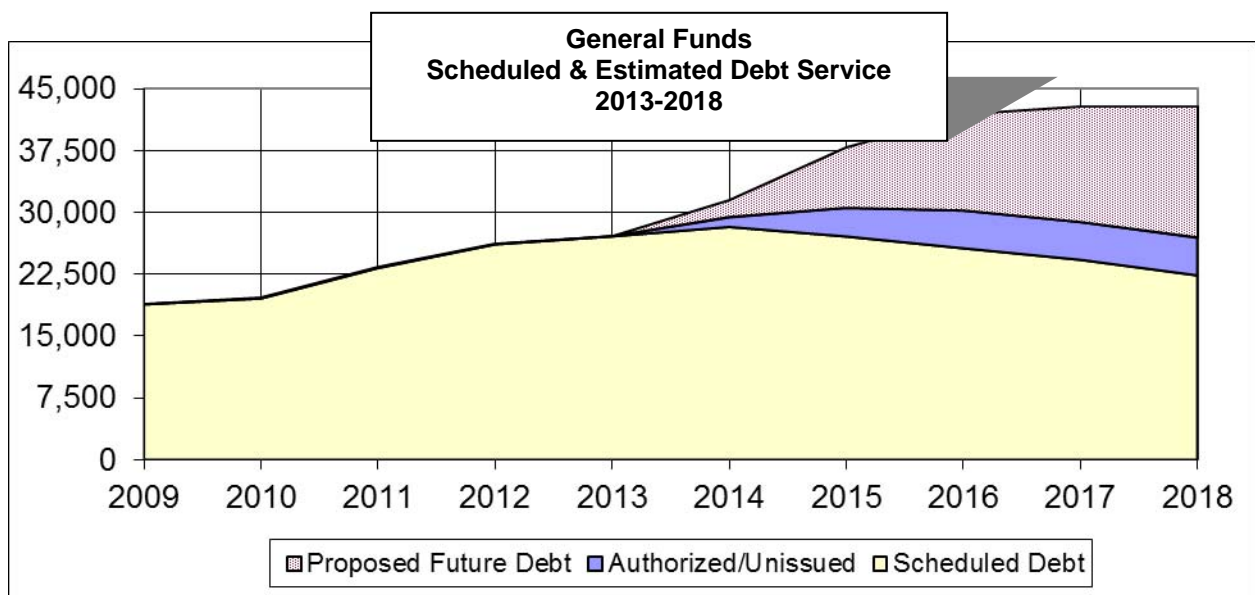
SEWER DISTRICT

COUNTYWIDE CAPITAL PROJECTS

Capital projects are organized into two sections: Countywide projects that include the General Funds, the Library Fund, and the Community College Fund; and Special Funds, which are the Van Duyn Fund, the Water Fund and the Sewer Fund. All projects require the recommendation of the County Executive and the authorization of the County Legislature. The Countywide fund projects address most of the basic operating services such as public safety, finance, data processing, parks and recreation, highway, and other direct operating services. Debt service for borrowing associated with these capital projects is an operating budget expense supported primarily by the property tax levy and sales tax revenues. As discussed in previous sections, the County has placed a high priority on maximizing the use of taxpayer dollars through judicious use of debt issuance.

Unlike the Countywide projects, projects initiated through the Special Funds departments are supported by revenues raised within those individual funds. They do not rely on financial support from the general property tax levy.

Below is a graph depicting scheduled debt service supported by the general fund as well as estimated debt service for projects that have been authorized by the County Legislature but debt has not yet been issued, and estimated debt service for the proposed projects that follow in this section. Borrowing for the Community College and the County Library is included in general fund borrowing. Special funds borrowing is not included.



A debt service summary associated with the graph above can be found on the next page, followed by summary information of the currently authorized projects. Following the authorized project information, is information on proposed future projects to be supported by the general funds, beginning with a summary of projects and estimated six year expenses, then a breakdown of the proposed source of funds for these projects and the estimated debt service for these projects that will require part or whole funding with borrowed funds. The estimated debt service for these projects is shown in the graph above. The same information is presented for the special funds.

**General Funds
Debt Service Summary**

<i>Payments in (\$000's)</i>								
	2008	2009	2010	2011	2012	2013	2014	2015
Principal & Interest <u>Scheduled Debt</u>	19,690	18,840	19,565	23,252	26,127	27,105	28,235	27,085
<u>Estimated Debt</u>								
<i>Authorized & Unissued</i>	0	0	0	0	0	0	1,162	3,468
<i>Proposed Future Debt</i>	0	0	0	0	0	0	2,075	7,181
Total	19,690	18,840	19,565	23,252	26,127	27,105	31,472	37,734
	2016	2017	2018	2019	2020	2021	2022	2023
Principal & Interest <u>Scheduled Debt</u>	25,651	24,255	22,363	20,737	17,378	16,686	13,809	12,930
<u>Estimated Debt</u>								
<i>Authorized & Unissued</i>	4,574	4,588	4,559	4,565	4,531	4,445	4,314	4,153
<i>Proposed Future Debt</i>	11,646	13,939	15,793	17,359	17,822	17,341	16,862	16,381
Total	41,871	42,782	42,715	42,661	39,731	38,472	34,985	33,464
	2024	2025	2026	2027	2028	2029	2030	2031
Principal & Interest <u>Scheduled Debt</u>	10,841	8,711	6,815	4,511	3,447	3,305	2,291	538
<u>Estimated Debt</u>								
<i>Authorized & Unissued</i>	4,014	4,028	3,901	3,721	3,624	2,722	1,853	1,598
<i>Proposed Future Debt</i>	15,905	15,042	13,033	12,124	11,745	11,360	9,639	8,089
Total	30,760	27,781	23,749	20,356	18,816	17,387	13,783	10,225
	2032	2033	2034	2035	2036	2037	2038	TOTAL
Principal & Interest <u>Scheduled Debt</u>	521	0	0	0	0	0	0	277,214
<u>Estimated Debt</u>								
<i>Authorized & Unissued</i>	1,541	1,484	686	128	0	0	0	69,659
<i>Proposed Future Debt</i>	6,858	5,833	4,771	3,084	1,637	1,171	682	257,372
Total	8,920	7,317	5,457	3,212	1,637	1,171	682	604,245

AUTHORIZED PROJECTS

Currently there are several Countywide Capital Projects that have been authorized by the County Legislature and are in varying stages of development, ranging from funds being authorized but not yet issued to projects anticipated to be completed in 2012. A brief summary of most of them follows.

EMERGENCY COMMUNICATIONS

Computer Aided Dispatch (CAD) System Refresh

Project On-going

This project funds a refresh of Onondaga County's current Computer Aided Dispatch (CAD) system, which was installed in 2007. These computer workstations and servers are over five years old in 2012 and beyond their recommended lifecycle. This entails the scheduled refresh of computer hardware and the implementation of necessary software updates. This is critical to the reliability of dispatch operations. In April 2012 the contract with Intergraph, the CAD System vendor, was executed. We are currently working with Intergraph and other vendors to establish an installation date for the refreshed system.

Onondaga County Interoperable Communications System (OCICS)

Project On-going

Police, fire, and emergency medical service agencies in Onondaga County were operating with outdated equipment on different radio systems using various frequencies. This made communication between public safety agencies difficult. Additionally, other local government agencies operated on their own radio systems which were incompatible with each other. In a major emergency, such as a weapon of mass destruction event, communication between crucial government agencies would have been very difficult. This project replaced the various radio systems used countywide with a single system with interoperability. This enables agencies to better communicate with each other and to better serve the public. The OCICS system became operational in February 2010. Various entities were integrated into the system over the course of the next eighteen months. We are currently fine tuning the system to ensure that it is operating at maximum capability.

FACILITIES MANAGEMENT

Civic Center Office and Masonry improvements

Project On-going

This is an ongoing project. In October 2011 the County Legislature authorized \$2,850,000 to be used in 2012 on the following scope:

- Masonry repair of lower brick veneer: This will eliminate structural issues and potential safety hazards that could occur by bricks falling off the building. It will also eliminate water infiltration into basement and subbasement levels, which has already been experienced. Moisture in the brick veneered columns that has caused lighting fixture failures will also be addressed.
- Renovations of floors 3, 7, 8, 13, and 15 will include new office environments, painting, lighting, carpeting, and HVAC modifications. The aforementioned floors are the original floor configurations since the building was opened. This will increase operational efficiency for departments located in those spaces and improve air flow, as well as allow more natural lighting into these spaces.

Civic Center Windows Systems Replacement

Project On-going

We will replace the existing thirty-six year old deteriorated, failed, and damaged window wall system, single pane glazing and integral components in the John H. Mulroy Civic Center Office Tower with a new double pane glazing system with a 40+ year life expectancy. This new system will provide an energy savings payback estimated to be less over fifteen to twenty years (the payback is tied to the cost of natural gas and electricity and the savings would be realized at the DH&C plant). During 2012, we are anticipating completing the South and West sides of the building, and in 2013 completing the North and East sides. As of August 2, 2012, the project is in the bidding phase with bid opening August 30, 2012; Reference # 7636. The scheduled phasing will complete the 'punched windows' on the South and West sides this season and the curtainwall of the North and East sides to be completed by fall of 2013.

Community Plaza and Walks Renovations

Project On-going

The Community Plaza and the walks around the Everson Museum are approaching forty-two years of age, but have only received minor maintenance over the last ten years. The reflecting pool has had several attempts at minor repairs that have proven temporary in nature. Many of the walks are settled and/or heaved and severely cracked and uneven, leading to significant liability for both the County and the Everson Museum. These issues and concerns will be addressed with this project, making the Community Plaza and Everson Museum areas more accessible to the public. The study for the project is complete. The bid will be ready for advertisement in mid August 2012. We expect to complete the War Memorial block concrete walkway and curbline expansion joint for a probable cost of \$1,050,200. We expect to complete the concrete Kneewall and National Grid vault replacements on Bernthall Way for a probable cost of \$295,000. We expect to repair and restore the west bunker stairtower at Everson Plaza for a probable cost of \$61,000.

Court House Sidewall Copper Flashing Replacement

Project On-going

New copper flashing has been installed and has been successful on the north elevation of the building. With this proven success, the Department of Facilities will continue to replace the existing, out dated flashing to complete the repairs specified with this project. We expect to bid this work in September 2012 and have the project performed between early October and early December of 2012.

Elevator Modernization - Public Safety Building

Project On-going

Under this project, the elevators in the Public Safety Building will be modernized. The modernized or upgraded elevators will receive new "state of the art" control systems; the sophistication of the control system as applied to each elevator will depend on the specific purpose and traffic assignment of each elevator. Modernization of the elevators will include replacement of most existing elevator components with new equipment. Some existing items, such as elevator rails and hoist machines, may be retained if in sound and true condition. The elevators will receive remedial repair work that will upgrade them to the level necessary in order to maintain their compliance with all codes and to minimize future repair and maintenance costs. The City of Syracuse is 61% owner of the Public Safety Building and is responsible for 61% of the capital improvement costs on this project. The County of Onondaga has the initial maintenance responsibility and 39% of capital improvement costs. We are at 100% of the acquisition of material and at about 50% complete in labor. We expect project completion in early September 2012. Currently, this project is on schedule and on budget.

Justice Center Roof Replacement

Project On-going

The Onondaga County Justice Center is sixteen years old. The original roof, a Firestone single ply ballasted membrane, has a life expectancy of ten years and is warranted by the manufacturer for that time. The roof system was selected during the "value engineering" phase of the design process to cut construction costs. The warranty expired on November 11, 2004. The roof membrane is weather worn and has shrunk considerably. We experience almost constant leaks and repair costs continue to rise as they become more complex.

This project will allow for the replacement of the roof with a design that will last longer and provide a "green" roofing solution. For budgeting, we estimate 50,000 square feet of roofing at an average cost of \$20 per square foot. This includes all removals and disposal of old roofing with the exception of the stone ballast, which we propose to re-use if required. This project, Bid Reference # 7529, has begun with completion expected in early October at a total cost of \$1.4 million. The \$200,000 allocated for roof repairs was added to the \$1,200,000 estimate to accept the alternate and give the project the benefit of an additional five to ten years of lifecycle.

OnCenter Complex Infrastructure and Facility Improvements

Project On-going

This project is part of a much larger scope of work designed to meet the current technological, aesthetic, functional, and spatial needs of a modern convention center/theater complex. The focus of this project at the War Memorial is to replace the roof, replace worn and outdated telescopic seating, create new locker rooms and repair deteriorating concrete floors. At the Civic Center Crouse Hinds Theatre we will provide a new ADA compliant elevator and address some of the aging mechanics related

to the stage lift and the acoustic ceiling/eyebrow over the main stage.

INFORMATION TECHNOLOGY

Enterprise Resource Planning (ERP)

Project On-going

This project will combine multiple systems currently in use (GENESYS, FAMIS, Buy Speed, B-Trak, Contract System, etc.) into a single, integrated application. This will provide efficiencies in operations and improve business processes. Information will be available, to authorized users, in one place rather than in several applications. The new system will integrate the payroll, financial, and other systems into one, providing the ability to enter time, track leave balances, enter benefits information, view and process payroll, and budget information in one countywide system. This system will be flexible and robust enough to provide shared services. The end users will be provided with real time data and the ability to inquire into specific transactional information. The number of platforms supported by IT and the in-house applications written around the current systems, which cost time and money to create and maintain, will be reduced. This project is currently on-going.

ONONDAGA COMMUNITY COLLEGE

Ferrante Addition and Gordon Student Center Renovation

Project On-going

Construction of a new academic building to provide additional classroom and training spaces for growing program areas that cannot be accommodated in existing buildings due to capacity constraints. This new building will house one of the college's signature programs and will help enhance the student experience, as well as provide space for college and community cultural events. This project will also advance the college's efforts to streamline operations and achieve greater efficiencies.

Mawhinney Hall Renovations

Project On-going

Renovation on Mawhinney Hall included building classrooms, multiple faculty and program area office suites, a number of restrooms, the upgrade of two elevators and the addition of classroom space in what was previously administrative offices. This project also redesigned the first floor area into additional student gathering/study space and retail area for the distribution of meals and various supplies.

Onondaga Arena and Sports Complex

Project On-going

Construction of the lacrosse/soccer synthetic field with grandstand seating for approximately 2,000 was complete and is in use for both college and community contests. Construction of a new Arena and the renovation of the existing Health & Physical Education building (now Allyn Hall) are nearing completion. Renovation of the college's fitness center and a number of classrooms in Allyn Hall has greatly increased the value of the health and wellness experience on campus. This project also included the addition of a new building housing a six lane, 200 meter track; pole vault pits; long jump areas; three multi-use courts; removable basketball floor; additional locker rooms; and multi-use classroom areas.

Relocate Administrative Offices

Project Completed

This project was essentially completed in summer 2009. Additional classroom space was secured to accommodate enrollment growth. Locating related administrative offices in close proximity improves operational efficiency and strengthens collaboration between offices. Punch list items are being worked on at this time.

Site Improvements

Project On-going

This project addresses various campus-wide initiatives and improvements. The need for increased access onto and around campus, expanded parking, traffic flow improvements, structural upgrades to the campus pedestrian bridge and campus exterior lighting.

Technology Improvements

Project On-going

This project involves on-going initiatives to expand computer labs, update Smart classrooms, and provide adequate training facilities for both internal and external usage.

Upgrade Science Labs

Project On-going

This is an on-going project to renovate and upgrade remaining labs in Ferrante Hall. The renovation of these labs has better supported student success in high demand Science, Technology, Engineering, and Math fields. This project is close to completion; the majority of the labs have been upgraded with a few small items outstanding.

ONONDAGA COUNTY PUBLIC LIBRARY

City Branch Library Improvements

Project On-going

This project improves critical infrastructure and addresses necessary maintenance for each of the eight branch libraries in the City of Syracuse. This includes safety and security initiatives, managing general construction needs such as replacing necessary windows and lighting with energy efficient types and insuring the soundness and insulation of the roofs, replacing HVAC systems, and attending to significant plumbing and/or electrical needs. The project is nearing completion. Since 2010, the following has been accomplished:

- Restrooms were retrofitted for ADA compliance at Beauchamp, Hazard, Paine, Petit and White branches
- Roofs were replaced at Beauchamp, Hazard, Mundy, Petit and Soule branches
- Windows were replaced at Beauchamp, Paine, and Petit branches
- Fire alarm systems were installed at Betts, Hazard, Mundy, Paine, Petit, Soule and White branches
- Elevators were installed at Hazard and White branches
- Wheelchair lift was installed at Soule Branch
- HVAC systems were replaced at Betts, Hazard, Paine, Petit, Soule and White branches
- Foundation repairs and drainage improvements were made at White branch

Still outstanding items include roof replacement at Paine branch, and the redesign/reconfiguration of Mundy branch. Paine's roof is expected to be completed by June 30, 2012, and the Mundy project is expected to be completed by 2013 year end. The project is currently on time and within budget.

PARKS & RECREATION DEPT.

Parks Administrative Office environmental improvements

Project On-going

In 2011, the Onondaga County Legislature authorized \$320,000 to be used for the purpose of making improvements at the Administrative Office. Three projects are scheduled to be completed in 2012 with a total estimated expense of \$19,504. The remaining \$300,496 is allocated to be spent on construction projects that are being designed by CHA. CHA is an engineering firm that the Parks Department has hired to assist with the construction of several large scale projects.

The following two projects have already been completed. The cost of these projects totals \$14,106.

- Install Wall Systems: The Ranger office was relocated to increase operational efficiency and office wall systems were installed. This project cost \$5,207.

- Install Carpet and Stair Treads: The Ranger office was relocated and new carpet and rubber stair treads were installed. This project cost \$8,899.

The following project is in progress.

- Exterior Door Installation: New security doors will be installed on the new Ranger Office. This project is estimated to cost \$5,398. This project is scheduled to be completed in 2012.

Parks Improvements and Maintenance

Project On-going

In 2011, the Onondaga County Legislature authorized \$3,000,000 to be used for the purpose of making a wide variety of improvements throughout the Parks Department. In 2012 forty-five projects are scheduled to be completed with a total estimated cost of \$567,877. The remaining \$2,432,123 is allocated to be spent on projects that are being designed by CHA. CHA is an engineering firm that the Parks Department has hired to assist with the construction of several large scale projects.

The following twenty-eight projects have already been completed. The cost for these projects totals \$268,318.

ALLIANCE BANK STADIUM

Replace Heat Pumps: Twenty of fifty-six heat pumps were purchased to replace worn out and failing units. This project cost \$20,899.

BEAVER LAKE:

Bog Platform Repair: Staircase steps on the Bog Tower were replaced to eliminate safety hazards. This was completed using existing staff and materials.

Repair and Replace Gates: Previous rotting wooden gates were replaced with ten modern metal gates. This project cost \$19,216.

Replace Kitchen Floor: The kitchen floor in the visitor center was resurfaced; the previous floor was uneven and tiles were missing or broken. This project cost \$2,090.

CARPENTER'S BROOK FISH HATCHERY:

Chimney Pointing: Two chimneys that were in poor condition and are no longer in use were dismantled and the remaining functional chimney was repaired. The project cost was \$2,350.

Electrical Assessment: An electrical assessment was completed at the hatchery building to determine if any repairs were needed to the electrical system. Only minor repairs were needed. This was completed by utilizing staff from the Department of Facilities.

New Furnace Installation: A new furnace was installed. The old one was inefficient and well beyond its useful life expectancy. This project cost \$2,757.

Resolved Moisture Issue in Basement Office: A drainage system was installed that eliminated water pooling in the basement of the hatchery office building. This project cost \$2,965.

HIGHLAND FOREST:

Old Office Upgrades: The former park office exterior was stained, and deteriorated masonry stairs that were a safety hazard were replaced. Special thanks to the Eagle Scout who helped with this project. This project cost \$2,500.

Remove Pit Toilets: Three buildings that were no longer used and contained asbestos were removed after the asbestos was remediated. This project cost \$10,414.

JAMESVILLE BEACH:

Replace Main Entrance Gate: A new metal gate was installed to replace a rotted wooden gate at the main entrance to the park. This project cost \$2,744.

Ticket Booth Improvements: The existing flat roof and board and batten siding were replaced with a pitched roof and cedar shake shingles to match the visitor center. This project cost \$10,312.

Stone Walkway Installation: A stone walkway was installed on the event field at Jamesville Beach to improve operational efficiency and to enhance the park patron's experience. This project cost \$17,755.

MUSEUMS:

Flooring Replacement: Replaced worn out existing carpet with new carpet and rubber stair treads throughout the Sainte Marie Visitors Center. This project cost \$38,204.

Fire Alarm System Modifications: A fire detection system at the Sainte Marie Museum was modified due to the reconfiguration of the facility. This project cost \$3,928.

Re-Shingle Visitors Center Roof: A new roof was installed at the Sainte Marie Visitors Center. This project cost \$62,525.

Sliding Glass Door Modification: The sliding glass door at the Sainte Marie site was modified during renovations. This project cost \$1,568.

ONEIDA SHORES:

Campground Restrooms Restoration: The deteriorated campground restrooms were renovated. Renovations included the ceiling, walls, floors, countertops/sinks, lighting and partitions. This project cost \$18,830.

McKinley Ridge Restroom Roof Replacement: A new roof was installed. The old roof was overgrown with moss and had deteriorated. This project cost \$11,143.

McKinley Ridge Shelter Roof Repair: A repair was made to the roof. The roof had been damaged during a fire. This project cost \$4,815.

ONONDAGA LAKE PARK:

Long Branch Park Waterline: Existing aging water lines were replaced at Long Branch Park. This project cost \$18,000.

OTISCO PARK:

Split Rail Fence Replacement: Fifteen bent or broken split rail fence posts were replaced. This project cost \$995.

Tree Removal: A damaged tree was removed at Otisco Lake Park and the stump was ground and removed. The project cost was \$1,625.

PRATT'S FALLS:

Asbestos Removal at Woods Trail Shelter: Asbestos was abated at the Woods Trail Shelter Pit Toilet and then the pit toilet was removed. This project cost \$7,495

Remove Office Trailer: This trailer was removed since it had become unsightly and was in need of repairs. The trailer was sold at a County auction and the sale price included removal.

Replace Restroom Floors: Restroom floors were resurfaced. The old floors were in poor condition and the new floors are made of material that will be easier to clean. This project cost \$1,900.

Programmable Locks: New locks were installed on the restroom at Pratt's Falls. This increased the ability of staff to manage the park. This project cost \$2,368.

VETERANS CEMETERY:

Survey of Section M: A map was created to show new graves in section M. This project cost \$920.

The following seventeen projects are in progress. The costs for these projects is estimated to total \$299,559.

ALLIANCE BANK STADIUM:

Concourse Painting: Paint the concourse of Alliance Bank Stadium. This project is estimated to cost less than \$1,000. This project is scheduled to be completed in 2012.

BEAVER LAKE:

Pavilion Rafter Replacement: This project will replace rafters at the Picnic Shelter. This project is estimated to cost \$1,950. This project is scheduled to be completed in 2012.

Replace Maintenance Building Roof: This project will replace the roof on the maintenance building at Beaver Lake. The estimated cost is \$13,000. This project is scheduled to be completed in 2012.

CARPENTER'S BROOK FISH HATCHERY:

Telephone and Technology Upgrades: High speed phone and internet will be installed at the Hatchery office. This project is estimated to cost \$1,646. This project is scheduled to be completed in 2012.

HIGHLAND FOREST:

Camp Upgrades: Replace the windows, doors, and roofs of the Pines and Valley Camps. This project is estimated to cost \$46,927. This project is scheduled to be completed in 2012.

Replace Garage Roof: Replace the roof on the garage. This project is estimated to cost \$28,580. This project is scheduled to be completed in 2012.

JAMESVILLE BEACH:

Painting the Visitor's Center and Overlook Restroom: The Visitor's Center and Overlook restroom will be painted. The estimated cost is \$23,665. This project is scheduled to be completed in 2012.

ONEIDA SHORES:

Arrowhead Lodge Porch Windows: Install seven windows on the porch at Arrowhead Lodge. This project is estimated to cost \$2,723. This project is scheduled to be completed in 2012.

Beach Shower Fence Enclosure: This replaces the existing (nonworking) outdoor showers at the Oneida Shores Beach. This project is estimated to cost \$3,400. This project is scheduled to be completed in 2012.

Fire Alarm Design and Installation: This project will install a fire alarm system where none previously existed at the Arrowhead Lodge. This project is estimated to cost \$5,800. This project is scheduled to be completed in 2012.

ONONDAGA LAKE PARK:

Resurfacing Overlook: This project will replace the current stone dust topping at the overlook area behind the Salt Museum with porous pavement. This project is estimated to cost \$29,195. This project is scheduled to be completed in 2012.

Marina Harbormaster Building Siding Replacement: Replace the siding on the Harbor Master Building at the Marina. This project is estimated to cost \$14,985. This project is scheduled to be completed in 2012.

Skate Park Shelter: Install a shade structure near the Skate Park. This project is estimated to cost \$14,072. This project is scheduled to be completed in 2012.

Painting Exterior of Park Buildings: The goal of this project is to paint eight buildings and one fence. The existing paint is deteriorated and in some places is completely absent. This project is estimated to cost \$59,500. This project is scheduled to be completed in 2012.

OTISCO PARK:

Garage Floor Replacement: Remove existing garage floor and install new garage floor. This project is estimated to cost \$6,200. This project is scheduled to be completed in 2012.

PRATT'S FALLS:

Garage Roof Replacement: Replace the roof on the garage. This project is estimated to cost \$21,080. This project is scheduled to be completed in 2012.

Painting at Camp Brockway and Restroom: Paint the exterior of Camp Brockway and the adjacent restroom. This project is estimated to cost \$50,000. This project is scheduled to be completed in 2012.

VETERANS CEMETERY:

Sectional Marker Replacement: Replace existing sectional markers. This project is estimated to cost \$4,416. This project is scheduled to be completed in 2012.

Zoo Preventive Maintenance

Project On-going

In 2011, the Onondaga County Legislature authorized \$500,000 to be used for the purpose of making a wide variety of improvements throughout the Parks Department. In 2012 eight projects are scheduled to be completed with a total estimated cost of \$68,208. The remaining \$431,792 is allocated to be spent on projects that are being designed by CHA. CHA is an engineering firm that the Parks Department has hired to assist with the construction of several large scale projects.

The following five projects have already been completed. The cost for these projects totals \$54,739.

Replace Zoo Staff Lounge Flooring: The flooring in the staff lounge was replaced. This project cost \$4,393.

Relocate X-Ray Machine: The X-Ray machine was removed from the clinic before the flooring could be replaced. Once the clinic flooring was replaced, the X-Ray machine was returned to its original location and recalibrated. This project cost \$2,750.

Replace Clinic Flooring: The flooring in the clinic was replaced. The previous flooring was cracked and unsanitary. New resilient flooring was installed in the clinic office, laboratory, surgery room, and examination room. This project cost \$25,358.

Replace Exhibit Flooring: The floors in the ocelot, bat, and sand cat exhibits were resealed. This project cost \$6,100.

South Facing Courtyard Roof: The roof on the main building facing the courtyard had deteriorated and was missing asphalt shingles. The twenty-five year old roof was replaced with a new shingled roof. This project cost \$16,138.

The following three projects are in progress. The cost for these projects is estimated to total \$13,469.

Tiger Roadway: This project will resurface the roadway leading back to the tiger exhibit with crushed stone. This project has a cost estimate of \$1,400. This project is scheduled to be completed in 2012.

Tiger Keeper Safety Airlock: This project will install a safety airlock in the tiger exhibit. The airlock provides a second barrier between the keeper and the tigers. This project has a cost estimate of \$4,990. This project is scheduled to be completed in 2012.

Lighting Upgrades at Monkey and Elephant Exhibit: This project will upgrade light fixtures at these two exhibits to save energy and reduce overheating of exhibit space. New fixtures include LED bulbs. This project has an estimated cost of \$7,079. This project is scheduled to be completed in 2012.

PROPOSED CAPITAL PROJECT SUMMARY

The following is a list of proposed projects and their estimated six year cost broken down by fund (\$ in 000's)

County Wide Department	STATUS	PROJECT	2012 - 17 Total
General Fund			
EMERGENCY COMMUNICATIONS			
	new	Computer Aided Dispatch (CAD) System Hardware Refresh	928
	new	E9-1-1 Center Console Furniture Replacement	687
	new	E9-1-1 Center Facility Rehabilitation	100
	new	Pictometry Aerial Oblique Photography Refresh	292
	new	Radio Tower & Property Rehabilitation	473
	new	Replace E9-1-1 Radio Consoles	4,030
	new	Replacement of Cooling Tower & Computer Room Cooling	388
	new	Replacement of Voice Recorder Systems	492
	new	Telephone System Replacement/Migration to Next Generation 9-1-1 (NG9-1-1)	3,712
	new	Trunked Land Mobile Radio Network Analog Back-up System	981
		Subtotal	\$ 12,083
FACILITIES MANAGEMENT			
		Civic Center Re-roof	2,467
		Community Plaza Garage	3,100
		Courthouse - HVAC Renovations	16,900
		Downtown Campus Various Capital Improvements	8,980
		Edward Kochian County Office Building Rehab./Renovation	3,042
	new	Oncenter Rehabilitations	1,500
	new	Remodeling TA Intake	2,278
		Subtotal	\$ 38,267
INFORMATION TECHNOLOGY			
	new	E-Mail Archiving/ E-Discovery	280
		Subtotal	\$ 280
PARKS & RECREATION DEPT.			
	new	Carpenters Brook Fish Hatchery Reevaluation and Redesign (New)	10,000
	new	Highland Forest Parking Improvements	1,000
		Lights on the Lake Storage Facility	315
	new	Park Buildings (New)	500
		Park roads, parking areas, and trail paving	8,615
	new	Various improvements in Onondaga Lake Park (Willow Bay) (NEW)	2,700
	new	Zoo HVAC Rehabilitation	1,300
		Subtotal	\$ 24,430
SHERIFF CUSTODY			
	new	Behavioral Health Unit at the Justice Center	500
		Subtotal	\$ 500
SHERIFF POLICE/CIVIL			
	new	Special Operations Facility Replacement (NEW)	3,750
		Subtotal	\$ 3,750
		General Fund Total	\$ 79,310
Library			
ONONDAGA COUNTY PUBLIC LIBRARY			
		Central Library Reconstruction	2,616
		Library Total	\$2,616

County Wide

Department	STATUS	PROJECT	2013 - 18 Total
County Road			
TRANSPORTATION			
		Bituminous Surface Treatment	11,705
		Bridges	24,855
		Capital Highway Construction	23,462
new		Caughdenoy Road / NYS Route 31 Road Improvements (NEW)	4,650
		Cold Mix Bituminous Paving	40,709
		Guide Rail	3,470
new		Hot Mix Bituminous Paving/Economic Development	3,150
		Repaving Program (Hot Mix Bituminous)	93,274
		Replacement of North Area and Camillus Highway Maintenance Facilities	14,000
		Testing, Drainage and Facilities Repair	3,675
		Traffic Systems Management	4,218

County Road Total			\$ 227,168
County Wide Total			\$ 309,094

The reminder of this section provides information on proposed future projects. Below is the proposed source of funding and the estimated associated debt service schedule followed by the descriptive information for each proposed project.

County Wide

SOURCE OF FUNDS	2013	2014	2015	2016	2017	2018	6yr Total
Cash on Hand	1,115	1,100	500	500	500	500	4,215
County Tax Revenues	3,715	10,566	11,169	12,179	14,469	15,109	67,207
Authorized Borrowing	530						530
Borrowing to be Authorized	33,050	60,483	27,438	20,655	22,675	17,528	181,829
Federal Aid	10,784	8,080	1,680				20,544
State Aid	8,778	6,600	5,084	4,769	4,769	4,769	34,769
TOTALS	\$57,972	\$86,829	\$45,871	\$38,103	\$42,413	\$37,906	\$309,094

Estimated Debt Service

Payment Schedule (\$ in 000's)

County Wide

General Fund

FACILITIES MANAGEMENT

	2013	2014	2015	2016	2017	2018
Community Plaza Garage	0	15	193	278	272	266
Remodeling TA Intake	0	23	148	204	200	195
Civic Center Re-roof	0	0	140	210	205	201
Courthouse - HVAC Renovations	0	0	24	252	719	1,305
Downtown Campus Various Capital	0	60	150	238	324	408
Oncenter Rehabilitations	0	72	138	181	192	188
Edward Kochian County Office Building	0	72	159	181	177	173
Department Total	0	242	952	1,544	2,089	2,736

INFORMATION TECHNOLOGY

	2013	2014	2015	2016	2017	2018
E-Mail Archiving/ E-Discovery	0	17	39	38	37	36
Department Total	0	17	39	38	37	36

EMERGENCY COMMUNICATIONS

	2013	2014	2015	2016	2017	2018
Replacement of Cooling Tower & Computer	0	23	54	53	51	50
Trunked Land Mobile Radio Network Analog	0	0	59	137	133	129
Radio Tower & Property Rehabilitation	0	28	43	42	41	40
Pictometry Aerial Oblique Photography Refresh	0	0	18	41	40	39
Replacement of Voice Recorder Systems	0	0	20	56	68	66
E9-1-1 Center Console Furniture Replacement	0	0	41	96	93	91
Telephone System Replacement/Migration to	0	0	0	223	520	505
Replace E9-1-1 Radio Consoles	0	0	172	471	553	537
Computer Aided Dispatch (CAD) System	0	0	0	0	0	0
Department Total	0	51	407	1,119	1,499	1,457

PARKS & RECREATION DEPT.

	2013	2014	2015	2016	2017	2018
Lights on the Lake Storage Facility	0	0	19	44	43	42
Zoo HVAC Rehabilitation	0	78	182	177	172	166
Highland Forest Parking Improvements	0	75	100	98	95	93
Carpenters Brook Fish Hatchery Reevaluation	0	0	600	1,400	1,360	1,320
Park Buildings (New)	0	0	30	45	44	43
Various improvements in Onondaga Lake Park	0	15	118	240	266	259
Park roads, parking areas, and trail paving	0	76	330	688	876	882
Department Total	0	244	1,379	2,692	2,856	2,805

SHERIFF POLICE/CIVIL

	2013	2014	2015	2016	2017	2018
Special Operations Facility Replacement (NEW)	0	24	237	337	329	322
Department Total	0	24	237	337	329	322

SHERIFF CUSTODY

	2013	2014	2015	2016	2017	2018
Behavioral Health Unit at the Justice Center	0	30	45	44	43	42
Department Total	0	30	45	44	43	42

Fund Total	0	608	3,059	5,774	6,853	7,398
-------------------	----------	------------	--------------	--------------	--------------	--------------

County Road**TRANSPORTATION**

	2013	2014	2015	2016	2017	2018
Hot Mix Bituminous Paving/Economic Development	0	189	336	328	319	311
Replacement of North Area and Camillus	0	240	960	1,252	1,224	1,196
Bridges	0	96	246	402	563	730
Guide Rail	0	0	0	0	0	0
Traffic Systems Management	0	35	100	170	243	319
Cold Mix Bituminous Paving	0	179	452	691	945	1,214
Repaving Program (Hot Mix Bituminous)	0	486	1,261	1,980	2,716	3,372
Caughdenoy Road / NYS Route 31 Road	0	32	304	495	482	470
Capital Highway Construction	0	210	463	554	594	783
Department Total	0	1,467	4,122	5,872	7,086	8,395

Fund Total	0	1,467	4,122	5,872	7,086	8,395
-------------------	----------	--------------	--------------	--------------	--------------	--------------

Library**ONONDAGA COUNTY PUBLIC LIBRARY**

	2013	2014	2015	2016	2017	2018
Central Library Reconstruction	0	0	0	0	0	0
Department Total	0	0	0	0	0	0

Fund Total	0	0	0	0	0	0
-------------------	----------	----------	----------	----------	----------	----------

Group Total	0	2,075	7,181	11,646	13,939	15,793
--------------------	----------	--------------	--------------	---------------	---------------	---------------

DEPARTMENT: FACILITIES MANAGEMENT

Project: Civic Center Re-roof

Purpose: Reduce Operating Costs/Efficiency, Maintain Existing Investment

Level of Development: Intermediate

Project Description:

The roofs on the Civic Center Office Tower are thirty-nine years old and at the end of their expected life. Several incidents of leaks into the IT server room make this project imperative to our asset protection. This project will require a complete re-roofing of all roofs including replacement of coping covers, pointing of brick veneer at the penthouse, and all associated flashings. We also anticipate improving the thermal insulation value per code, which will offset some of the capital cost with ongoing added energy savings.

Project Cost Summary:

FUNDING SOURCE:	Pre-2013	2013	2014	2015	2016	2017	2018	6yr Total	Total:
Borrowing to be Authorized	0		2,332					2,332	2,332
Cash on Hand	0	135						135	135
TOTALS	0	135	2,332					2,467	2,467

Project Detail and Status:

The built-up IRMA roofs on the Civic Center Office Tower and theaters are, substantially, the original roofs installed in 1975, making them thirty-seven years old and near the end of their expected life. Some re-work of the flashings on the office towers was done approximately twelve years ago, in association with the installation of the window washing davits, but the majority of the roofing, including all of the theater roofing, is original and in need of replacement. Lately, we have experienced acceleration in leak conditions above the IT department. This project will require replacement of all insulation, wood blocking, walkpath pavers, stone ballast, coping covers, brick veneer repointing and associated flashings. An improvement in the thermal insulation value is required by code, which will offset some of the capital cost with ongoing added energy savings. We request the authorization to replace the office tower roof systems in 2014. The money requested in 2013 is for engineering design.

DEPARTMENT: FACILITIES MANAGEMENT

Project: Community Plaza Garage

Purpose: Public/Employee Safety/Health, Maintain Existing Investment

Level of Development: Intermediate

Project Description:

The floor of the Community Plaza parking garage has continued to delaminate as a result of chloride contamination of the steel reinforcing bars in the upper level of the slab. The floor of the garage is, in fact, the foundation for the entire structure, including the plaza above. This project is intended to offer a long-term solution to prolong the life of the garage. The sump covers and trench drains are deteriorated, as well, and in desperate need of replacement.

Project Cost Summary:

FUNDING SOURCE:	Pre-2013	2013	2014	2015	2016	2017	2018	6yr Total	Total:
Borrowing to be Authorized	0	250	2,850					3,100	3,100
TOTALS	0	250	2,850					3,100	3,100

Project Detail and Status:

The garage and plaza were built in 1967 in support of the governmental plaza and the Everson Museum. The garage accommodates approximately 130 vehicles and the loading dock functions for the museum. It is linked by a tunnel system to the District Heating and Cooling Plant as well as the Public Safety Building and both the existing and new Courthouses. The plaza above is a critical plaza park in this area of downtown that hosts numerous civic and cultural events throughout the year.

The engineers have recommended the following repairs to the mat foundation: removal of delaminated and unsound concrete; replacement of reinforcing bars with 10% or greater loss of cross-sectional area due to corrosion; installation of cathodic protection system, to protect foundation mat reinforcement against further corrosion; and installation of waterproofing membrane and asphalt wear top, to protect against water and salt infiltration into the foundation mat.

For 2013 we are seeking legislative approval of \$250,000 to fund the engineering design for this project. This engineering design will be completed by the end of June 2013. We plan to seek legislative approval for construction funds in September 2013.

DEPARTMENT: FACILITIES MANAGEMENT

Project: Courthouse - HVAC Renovations

Purpose: Public/Employee Safety/Health, Reduce Operating Costs/Efficiency, Maintain Existing Investment Federal/State Mandate

Level of Development: Advanced

Budget Impact: (\$160,000)

Project Description:

This project is designed to address the aging, 50+ year old HVAC systems in this important 105 year old landmark building. The goal of this project is to extend and improve the mechanical life of the building's infrastructure without the need to displace the critical functions that take place during the renovation process. The County is committed to a climate action plan, an energy usage reduction, and a DOE better building challenge where the target is 20% energy reduction over the next twenty years. Upgrading the systems in the County Courthouse is paramount to achieving these goals.

Project Cost Summary:

FUNDING SOURCE:	Pre-2013	2013	2014	2015	2016	2017	2018	6yr Total	Total:
Borrowing to be Authorized	0		400	3,600	6,000	6,900		16,900	16,900
TOTALS	0		400	3,600	6,000	6,900		16,900	16,900

Project Detail and Status:

The County has recently completed major spatial and functional changes at the Courthouse in response to the NYS Court Facilities Act. Approximately 40% of the building was renovated with the focus on spatial changes, however, those changes did not address the building's infrastructure needs. Much of the HVAC, electrical switchgear, and electrical distribution systems are in excess of fifty years old. The air handlers and perimeter coil induction units throughout the building are in need of replacement. The pumps and environmental controls are obsolete and also need to be replaced. A comprehensive engineering study of the building's HVAC systems was recently completed and will be instrumental in assisting the County to create a plan for the systematic replacement of the HVAC systems without temporarily displacing the functions within the Courthouse.

This building is on the national register of Historic Buildings as part of a local Historic District and is highly regarded as one of the most attractive courthouses in New York State. Continued investment in its infrastructure will ensure the longevity of this critical structure for future generations.

For 2014 we are seeking legislative approval of \$400,000 to fund the engineering design for this project. The engineering design will be completed by the end of June 2013. We plan to seek legislative approval for construction funds in September 2013.

DEPARTMENT: FACILITIES MANAGEMENT

Project: Downtown Campus Various Capital Improvements

Purpose: Public/Employee Safety/Health, Reduce Operating Costs/Efficiency, Maintain Existing Investment, Addition Capacity

Level of Development: Ongoing

Project Description:

This project will generate improvements in structural integrity, mechanical systems, energy efficiency systems, life/safety issues, office environments, building exteriors, infrastructure, ADA improvements and security and fire alarm systems of buildings and grounds within the Downtown Campus, as well as providing for the preservation of County assets.

Project Cost Summary:

FUNDING SOURCE:	2012	2013	2014	2015	2016	2017	2018	6yr Total	Total:
Borrowing to be Authorized		1,000	1,000	1,000	1,000	1,000	1,000	6,000	6,000
Cash on Hand		480	500	500	500	500	500	2,980	2,980
Authorized Borrowing	3860							0	3,860
TOTALS	3,860	1,480	1,500	1,500	1,500	1,500	1,500	8,980	12,840

Project Detail and Status:

This is an ongoing project. In October 2011 the County Legislature authorized \$3,860,000 to be used in 2012 on the following scope:

CENTER FOR FORENSIC SCIENCES: \$1,200,000 (estimated)

We are implementing the following projects: structural masonry repairs and window replacements. The bid is advertised.

COURT HOUSE: \$50,000

We have started the design on the Motor Control Center replacement project.

JUSTICE CENTER: \$413,000

We have awarded the construction contract to refinish the exterior insulation and finish system. We have begun the kitchen floor and trench drain replacements. We have awarded the fire alarm panel and system replacement. These projects will all be complete by October 15, 2012.

PUBLIC SAFETY BUILDING: \$210,000

We have completed Phase 1 of the Public Safety Building third floor Central Intelligence Division and, as part of Phase 2, have awarded an abatement contract. We have completed renovations on the fourth floor in the Finance and ABC areas, as well as relocation of the records division to the first floor.

SHERIFF'S HEADQUARTERS: \$50,000

We have completed selective abatement, as well as carpet and flooring replacement projects. We have also reconfigured and modified the lobby of this building.

MULTIPLE BUILDINGS/EXTERIOR COMPLEX: \$691,000

We have awarded the contract for replacing storefront entries at the Civic Center, Public Safety Building, and Justice Center. We have awarded the contract for upgrading the telecom room HVAC at the Civic Center. We have begun various lighting and controller replacements with new LED systems.

ED KOCHIAN COUNTY OFFICE BUILDING: \$1,246,000

We have completed the design and received the bids for the abatement and demolition of the first, second, fourth, fifth, and sixth floors. The construction phase will begin late august and be complete by December 31, 2012.

We are asking for authorization of \$1,480,000 to accomplish the following sub-projects in 2013:

CENTER FOR FORENSIC SCIENCES: \$350,000
Introduction of microturbine power generation technology and alternative fuel options ,thereby reducing demand response, recovering heat in absorbers to temper water and HVAC systems, with a result of reduction in energy consumption and back up primary power off the utility grid.

JUSTICE CENTER: \$300,000
The elevator shaft pits have buckled under a combination of subgrade hydraulic pressure and structural failure and need to be repaired. (\$300,000 includes design)

PUBLIC SAFETY BUILDING: \$145,000
We request this amount to begin the asbestos removals and construction of the first floor renovations.

DH&C PLANT: \$250,000
Replace National Grid vaults, which are unsafe and unstable.

MULTIPLE BUILDINGS/EXTERIOR COMPLEX: \$435,000
ADA enhancements: install ADA operators for elevator lobby doors (\$160,000) and ADA improvements at the theaters. (\$275,000).

The funds allocated in years 2014 and beyond will be spent on the following projects for which we plan to seek legislative authorization in the future years:

CENTER FOR FORENSIC SCIENCES: \$600,000
This sub-project will address the following objects:
- Roof repairs and sectional replacements, as well as masonry restorations of thru-wall flashing (\$250,000)
- Replacement of atrium monumental glazing and post masonry restoration (\$300,000)
- Generator replacement. The current generator has had two full failures that resulted in emergency rentals for power and systems protection. The unit owned now is a generic, low end performer. We need additional funds to replace components and extend its usefull life. (\$50,000)

EVERSON GARAGE/COMMUNITY PLAZA \$330,000
This sub-project will address the following objects:
- Replacement of Everson Garage fire alarm system (\$270,000)
- Concrete work on East Garage stairs/entrances, including new bunker glazing and access control (\$50,000)

JUSTICE CENTER: \$500,000
This sub-project will address the following objects:
- Replace lighting fixtures and controls in 515 cells, which have failing lighting controls for several reasons, including original design error and component failure. The cost is justified by the increases in safety and security, compliance with corrections mandates, and a reduction in the number of needed trades repairs. (\$250,000)
- Create water re-use system in order to capture roof runoff and reuse it as maintenance and laundry water. This will result in a reduction on domestic use and charge, as well as CSO reduction of about 450,000 gallons annually. (\$250,000 - Includes design)

PUBLIC SAFETY BUILDING: \$755,000
This sub-project will address the following objects:
- Office renovations/ceiling replacement. We are asking to continue to develop the office areas beyond the 2012 plans. We propose to renovate the District Attorney case file storage and offices, lobby security, and patrol expansion and the Marshals' area. All work will be on the first floor. (\$200,000)
- New ceilings and lighting in the fourth floor administration suite and fifth floor academies/youth division offices in order to achieve a reduction in energy and maintenance of existing lighting. New ceilings will be suspended below the existing ones to accept replacement lighting. Savings will also be created by reducing the cubic feet serviced by the HVAC system. (\$150,000)
- Asbestos abatement. We have performed abatements on the third floor and select areas of the second floor and penthouse. We are planning abatements in the patrol area with 2012 funds this season. We are seeking the funds to abate the areas of planned renovations in the District Attorney's file storage, Marshals' area, Drug Court

administration, and fourth floor administration areas. (\$250,000)

- Remove cell block steel from the cell block areas in order to take advantage of the expected acceleration of the market value for salvaged steel. This makes the best business case for clearing out the abandoned cell blocks. Whatever future plans are delivered, the benefit of removal and recovery of the steel separate from either demolition or renovation provides the most value. (\$175,000)

SHERIFF'S HEADQUARTERS: \$850,000

This sub-project will address the following objects:

- We request the funds to replace the failed and chronically leaking roof and restoration of the deteriorated parapet. (\$740,000)
- Asbestos abatement. We have performed selective abatements for flooring replacements. We will continue through the second floor, where some carpet is still over forty years old. (\$50,000)
- Carpeting-material (\$25,000)
- Painting - combination of contract and in-house (\$5,000)
- Ceiling tile replacement (\$30,000)

CRIMINAL COURT HOUSE \$300,000

- Smart panel retrofit. This will be our first effort at implementing electrical load programming. Smart panels can be preprogrammed to manipulate and monitor load and track usage and waste.

MULTIPLE BUILDINGS/EXTERIOR COMPLEX \$910,000

This sub-project will address the following objects:

- Asbestos removals. We will continue removals and cleanups in the Public Safety Building, Courthouse, and tunnels. (\$350,000)
- Sidewalk panel replacement - miscellaneous areas (\$50,000)
- Security improvements continuation for life safety and asset protection (\$250,000)
- Replace and enhance public address systems in compliance with PESH, Codes and Emergency Management reports (\$150,000)
- Replace terrazzo stair treads at Civic Center (\$110,000)

DEPARTMENT: FACILITIES MANAGEMENT

Project: Edward Kochian County Office Building Rehab./Renovation

Purpose: Public/Employee Safety/Health, Reduce Operating Costs/Efficiency, Maintain Existing Investment

Level of Development: Ongoing

Project Description:

This project entails the continued renovation of the Edward Kochian County Office Building, giving it an extended useful life of forty-five to fifty years with improved fire safety, reduced maintenance, and energy cost savings as a result of complete asbestos abatement, replacement of the existing exterior window curtain wall, upgrading finishes, mechanical systems, fire protection, lighting, and improved energy management. Three of the eight floors (3, 7, and 8), as well as the basement, have been completed. Renovations are planned to coincide with space availability due to staged renovations within the Civic Center complex. Attention to solutions for those with mobility and other unique challenges has been short sighted. Past efforts have met minimum or grandfathered standards and regulations. Onondaga County is striving to achieve comfortable inclusion for the public we serve and our employees.

Project Cost Summary:

FUNDING SOURCE:	2012	2013	2014	2015	2016	2017	2018	6yr Total	Total:
Borrowing to be Authorized		1,200	842					2,042	2,042
Cash on Hand		500	500					1,000	1,000
Authorized Borrowing	3200							0	3,200
TOTALS	3,200	1,700	1,342					3,042	6,242

Project Detail and Status:

The abatement of the Edward Kochian County Office Building (County Office Building) is to be delivered in 2012. The basement, first, second, fourth, fifth, and sixth floors; seventh and eighth floor lobbies; and the mechanical penthouse will be left abated and ready for renovation. We will renovate the first and fifth floors in 2012. We will replace the AHUs in 2012. We will upgrade the toilet rooms of the first, fifth, seventh, and eighth floors in 2012.

We need additional funds in 2013 to continue to carry this project to completion. The fourth floor will be renovated for the Department of Social Services. Probation will receive Phase 2 of their relocation renovations. Our rehabilitation of the County Office Building will include HVAC systems and controlling upgrades, managed electrical service, water use reduction in plumbing, safety and security provisions, cutting edge information, audio and visual technologies, sound attenuation, lighting enhancement with programmable technology, window replacements and insulation, as well as ergonomics and ADA improvements.

We expect maintenance avoidance, energy use reduction and savings, department staff performance improvements and increased useful life of our asset through completion of this project.

DEPARTMENT: FACILITIES MANAGEMENT

Project: Oncenter Rehabilitations (NEW)

Purpose: Public/Employee Safety/Health, Reduce Operating Costs/Efficiency, Maintain Existing Investment, Community/Economic Development

Level of Development: Advanced

Project Description:

We propose to replace, rehabilitate and restore various fatigued, out of date and failing systems and components within the Oncenter Building group. This will include theater enhancements of acoustical treatments, ADA upgrades and appurtances, building systems modifications, lighting replacements insulation replacements and press box renovations.

Project Cost Summary:

FUNDING SOURCE:	Pre-2013	2013	2014	2015	2016	2017	2018	6yr Total	Total:
Borrowing to be Authorized	0	500	500	500				1,500	1,500
TOTALS	0	500	500	500				1,500	1,500

Project Detail and Status:

This project will address the following:

Wall draperies and acoustical treatments, Crouse Hinds and Carrier Theaters \$225,000
 The Eyebrow project will set in motion enhancements needed to elevate our theaters to the level of performance required to compete in the current market. Existing wall draperies and acoustic panels are not in good condition. The materials are of a generation ago and new technologies offer opportunity to advance on the stage market. Entry doors will be replaced with those meeting new attenuation standards and silent hardware.

Replacement of inefficient high wattage lighting and controlling systems \$110,000

Meeting room makeovers, Convention Center \$370,000
 We will continue the rehabilitation started this year in the two larger meeting rooms. New wall, floor, and ceiling finishes, as well as new audio visual technologies will be put in place where outdated and deteriorated finishes and equipment now exist, thereby improving aesthetic and increasing market value.

Press box upgrades, War Memorial \$250,000
 The outdated, underutilized press box catwalks in the arena will be refurbished and enhanced to improve their usefulness. New technology and broadcast appurtances will be installed, in addition to HVAC modifications.

Insulation repairs, Convention Center \$250,000
 We have many areas of disrepair and disturbance, mostly in the mechanical, kitchen, and basement areas. They need to be restored to their original integrity. Leaking condensation is causing damage to assets and the loss of heating and cooling radiating away from our systems is costing money.

Metasys system expansion \$95,000
 We will extend the connections and interface into the DH&C plant where 24/7 monitoring is available. An expansion of network cabling and programming is needed.

Tension cable repairs \$200,000
 There are several locations where the tension cables have stressed and fatigued into failure. If not corrected, we will be exposed to liability and loss of assets. These cables are integral to the precast structure.

DEPARTMENT: FACILITIES MANAGEMENT

Project: Remodeling TA Intake (NEW)

Purpose: Public/Employee Safety/Health, Reduce Operating Costs/Efficiency, Maintain Existing Investment, Addition Capacity

Level of Development:

Project Description:

This project will provide for efficiency improvements in the Department of Social Services by renovating the Division of Temporary Assistance Intake - with attention to congestion reduction, staff and public safety, and security - to allow for streamlined and effective delivery of services. This is only the first phase of the project in which we will prepare the study and design.

Project Cost Summary:

FUNDING SOURCE:	Pre-2013	2013	2014	2015	2016	2017	2018	6yr Total	Total:
Borrowing to be Authorized	0	378	1,900					2,278	2,278
TOTALS	0	378	1,900					2,278	2,278

Project Detail and Status:

The rehabilitation will include improved service environments, enhanced video surveillance, duress alarms, security stations, new public address systems, reconfigured client approaches, and progressive stations. The signage will be graphic lighted displays and call up. There will be interpretive language systems. There will be enhanced access control on doors and barriers and the new furnishings will be ergonomic, stable aligned with the program flow. The building systems will be rehabilitated to include improved, efficient and balanced HVAC, sustainable lighting solutions, and maintenance friendly BMS interfacing. ADA enhancements will include mechanical door operators, selective seating arrangements comfortable approach and service stations. We expect that a more comfortable yet durable environment will improve the services to the clients.

There is currently an abatement project that is expected to be completed by December 2012 in the Edward Kochian County Office Building. Once this project is completed we will continue with design and a phased construction of this new project.

We are seeking authorization of \$378,000, which should be spent for the study and design for construction. We plan to have this task completed by June 2013.

We will seek authorization for the construction funds in the future.

DEPARTMENT: INFORMATION TECHNOLOGY

Project: E-Mail Archiving/ E-Discovery (NEW)

Purpose: Reduce Operating Costs/Efficiency

Level of Development: Advanced

Project Description:

This project will equip the County with a system that will allow for efficient retention and retrieval of county e-mails required for litigation and Freedom of Information Law requests.

Project Cost Summary:

FUNDING SOURCE:	Pre-2013	2013	2014	2015	2016	2017	2018	6yr Total	Total:
Borrowing to be Authorized	0	280						280	280
TOTALS	0	280						280	280

Project Detail and Status:

Presently, Onondaga County and New York State have no formal e-mail retention policy. In recent court cases the County has been involved in, the County was required to produce all e-mails in its possession for up to seven years. In order to comply with this request it takes numerous man hours on the part of the Department of Law and the Department of Information Technology to physically retrieve, examine, and sort through the e-mails requested. This project will allow us to purchase hardware, software, installation, configuration, and training to effectively use the new system. The features of this system will allow the County to preserve e-mails in their native format to be used for Freedom of Information Law and litigation purposes.

In addition, and most importantly, once we have this system in place, it can be made available to the Department of Law, who can independently and very efficiently run searches based on key words, names, dates, etc. We believe the County would recover the cost of this project within one year from the reduced personnel hours required to comply with various litigation and Freedom of Information Law requests.

DEPARTMENT: EMERGENCY COMMUNICATIONS

Project: Computer Aided Dispatch (CAD) System Hardware Refresh (NEW)

Purpose: Public/Employee Safety/Health

Level of Development: Preliminary

Project Description:

This project will refresh Computer Aided Dispatch (CAD) workstations and servers located at the main E9-1-1 Center and the Civic Center back-up site that will be more than five years old and at the end of their life cycle (originally installed in 2007). These workstations and servers run 24 hours a day, 365 days a year, continuously processing information related to the safety of citizens and first responders, and must be highly reliable. After five years this equipment is no longer covered by service warranty, which increases costs for repair and down time. All operating systems (OS) and hardware (e.g., memory) must be capable of running software upgrades provided as a part of software maintenance agreement.

Project Cost Summary:

FUNDING SOURCE:	Pre-2013	2013	2014	2015	2016	2017	2018	6yr Total	Total:
Borrowing to be Authorized	0						928	928	928
TOTALS	0						928	928	928

Project Detail and Status:

We will acquire replacement CAD primary and back-up servers and workstation hardware (computers and three monitors per workstation), load necessary CAD software onto servers and workstations, and test the equipment and programming. New equipment will be installed at the main E9-1-1 Center and Civic Center back-up sites and tested again. Replacements and installations of new equipment must be performed while both centers (main and back-up) are operating, without interfering with critical operations. The costs associated with this project will also cover training provided to employees so all personnel are familiar with the new equipment and software.

DEPARTMENT: EMERGENCY COMMUNICATIONS

Project: E9-1-1 Center Console Furniture Replacement (NEW)

Purpose: Public/Employee Safety/Health

Level of Development: Advanced

Project Description:

Current E9-1-1 Center call taking, dispatch, and training room console furniture was installed in 2003 as a replacement to the original console furniture (installed eleven years prior). Communications console furniture is in use 24 hours a day, 7 days a week, 365 days a year, and includes workspace lighting and cooling. The current furniture is not compliant with the most recent computer workstation American National Standards Institute (ANSI) Standard Ergo 2007 (ANSI/HFES 100–2007) which replaced the 1988 ergonomics standard in effect when it was manufactured. Replacement furniture will be designed and allow for the configuration of computer intensive workstations.

Project Cost Summary:

FUNDING SOURCE:	Pre-2013	2013	2014	2015	2016	2017	2018	6yr Total	Total:
Borrowing to be Authorized	0		687					687	687
TOTALS	0		687					687	687

Project Detail and Status:

This project will replace thirty-six call taking, dispatch, and training room console furniture workstations that will be at the end of their useful service life in 2013. Current E9-1-1 Center call taking, dispatch, and training room console furniture was installed in 2003 as a replacement to the original console furniture which was installed in 1992. The replacement of the consoles will include installation and shipping of all thirty-six consoles, along with all required panels, desktops, end to end cable management, computer storage units, personal climate controls and individual task lighting.

DEPARTMENT: EMERGENCY COMMUNICATIONS

Project: E9-1-1 Center Facility Rehabilitation (NEW)

Purpose: Public/Employee Safety/Health

Level of Development: Preliminary

Project Description:

The E9-1-1 Center was built in 1991 and has not undergone any significant improvements since then, despite a growth in staff size and specialization, call taking and dispatch activity, and technology systems. This is the first phase of a project that involves engaging the services of an architectural firm to make recommendations and provide cost estimates for replacements/repairs, improvements, and adjustments required to accommodate advancements in technology. This study will also include the former OCSO South Station building which is currently used for storage.

Project Cost Summary:

FUNDING SOURCE:	Pre-2013	2013	2014	2015	2016	2017	2018	6yr Total	Total:
Cash on Hand	0		100					100	100
TOTALS	0		100					100	100

Project Detail and Status:

The first phase of this project will engage the services of an architectural firm to review current operational, administrative, technical support, storage needs, and physical and mechanical condition of the current E9-1-1, and to make recommendations and provide cost estimates for replacements/repairs, improvements, and adjustments required to accommodate advancements in technology. This project will study the current E9-1-1 Center, as well as the former OCSO South Station building.

DEPARTMENT: EMERGENCY COMMUNICATIONS

Project: Pictometry Aerial Oblique Photography Refresh (NEW)

Purpose: Public/Employee Safety/Health

Level of Development: Advanced

Project Description:

Current Pictometry photography was taken in 2005 - 2006 and does not reflect new streets, new construction, and other modifications. Pictometry aerial oblique photography is interfaced with the Computer Aided Dispatch (CAD) system to provide call takers and dispatchers with aerial oblique views of incidents and their surrounding areas, allowing personnel to confirm incident locations and guide responses of emergency service personnel in unfamiliar areas. Re-flies must be conducted so that new photographs can be taken. The project will provide extremely high level and detailed images.

Project Cost Summary:

FUNDING SOURCE:	Pre-2013	2013	2014	2015	2016	2017	2018	6yr Total	Total:
Borrowing to be Authorized	0		292					292	292
TOTALS	0		292					292	292

Project Detail and Status:

The department's current Pictometry photography was taken in 2005 - 2006 and does not reflect new streets, construction, and other modifications. Flyovers will be conducted by Pictometry (vendor) for new aerial photographs. The photo detail will be higher in urban and suburban areas of Onondaga County and less detailed in rural areas of the county. Work will also include conversion to a form useable by the E9-1-1 center. Flyovers/aerial oblique photography must be done under ideal weather conditions and using highly specialized equipment.

DEPARTMENT: EMERGENCY COMMUNICATIONS

Project: Radio Tower & Property Rehabilitation (NEW)

Purpose: Public/Employee Safety/Health

Level of Development: Intermediate

Project Description:

The Onondaga County Department of Emergency Communications maintains nineteen radio tower sites located throughout the County. These sites must be maintained in good condition and secured from intrusion/disruption to protect the integrity of public safety critical radio and microwave systems. This project will ensure that radio tower sites are maintained in good working order.

Project Cost Summary:

FUNDING SOURCE:	Pre-2013	2013	2014	2015	2016	2017	2018	6yr Total	Total:
Borrowing to be Authorized	0	473						473	473
TOTALS	0	473						473	473

Project Detail and Status:

This project will include the replacement of perimeter security fencing; upgrade of the IP remote video/audio monitoring system; installation of proximity detection at critical Trunked Land Mobile Radio System (TLMR) towers; replacing roofs, siding, and doors as well as replacing the HVAC system at the Pompey site for energy efficiency; adding quick generator connect "Jones Plug" at each site to allow emergency hook up of portable generators; acquiring a 50 kilo-Watt generator trailer for emergency deployment at radio sites; and replacing incandescent lighting at sites with energy efficient/LED lighting.

DEPARTMENT: EMERGENCY COMMUNICATIONS

Project: Replace E9-1-1 Radio Consoles (NEW)

Purpose: Public/Employee Safety/Health

Level of Development: Intermediate (A)

Project Description:

This project will replace twenty-three Motorola Gold Elite radio consoles, to include integrated radio recorders (IRRs), at the E9-1-1 Center (Operations Floor and Training Room) and twelve Motorola Gold Elite radio consoles, to include integrated radio recorders (IRRs), at the Civic Center back-up site. Consoles and associated back room equipment are computer based and were originally installed in 2003 (Main Center) and 2005 (back-up site) and are nearing the end of their service lifecycle. Motherboards in several consoles are starting to experience leaky capacitors and need to be replaced.

Project Cost Summary:

FUNDING SOURCE:	Pre-2013	2013	2014	2015	2016	2017	2018	6yr Total	Total:
Borrowing to be Authorized	0	0	2,863	1,167				4,030	4,030
TOTALS	0	0	2,863	1,167				4,030	4,030

Project Detail and Status:

This project will entail replacing twenty-three radio dispatch and training consoles located at the E9-1-1 Center with the Motorola MCC7500 dispatch console. The MCC7500 console is the replacement product to the Centracom Gold Elite which is no longer offered by Motorola. The work will include replacing dispatch workstation hardware (consoles, microphone/headset jacks, and visual displays) and back room equipment (links consoles to the common user microwave network and trunked land mobile radio system), networking, installation, and decommissioning of legacy Gold Elite consoles and back room equipment. Some of this work may need to be done while E9-1-1 Center is manned and fully operational.

We will also replace twelve radio dispatch consoles, to include integrated radio recorders (IRRs), at the Civic Center back-up site with the Motorola MCC7500 dispatch console. The MCC7500 console is the replacement product to the Centracom Gold Elite currently used and no longer offered or supported by Motorola. This project will include replacing dispatch workstation hardware (consoles, microphone/headset jacks, and visual displays) and back room equipment (links consoles to the common user microwave network and trunked land mobile radio system), networking, installation, and decommissioning legacy Gold Elite consoles and back room equipment. This work will be done while the back-up site is in hot stand-by mode.

DEPARTMENT: EMERGENCY COMMUNICATIONS

Project: Replacement of Cooling Tower & Computer Room Cooling (NEW)

Purpose: Maintain Existing Investment

Level of Development: Advanced

Project Description:

This project will replace two cooling units in the E9-1-1 Center Computer Room as well as the primary E9-1-1 Center's cooling tower. The two cooling units were designed to be operated in main and alternate configuration. With the addition of the Onondaga County Interoperable Communications System (OCICS) Master Site and Prime Site, as well as other computer servers (including equipment added by the Department of Information Technology), the current air conditioners cannot adequately keep up during hot weather and there is no headroom in the event that one fails. This project will replace the two cooling units with two units that can be operated in main/alternate configuration. This project will also replace the cooling tower which has been in use since the E9-1-1 Center opened in 1992.

Project Cost Summary:

FUNDING SOURCE:	Pre-2013	2013	2014	2015	2016	2017	2018	6yr Total	Total:
Borrowing to be Authorized	0	388						388	388
TOTALS	0	388						388	388

Project Detail and Status:

The indoor building cooling tower is currently twenty-two years old at the end of its useful twenty to twenty-five year service life and needs to be replaced. The replacement cooling tower will need to be located outdoors on a pad because there is no room in the Utility Room for a new tower. The old tower will need to be decommissioned and removed from the building. New building penetrations will be constructed; old ones will need to be repaired. Computer Room Liebert cooling units will need to be replaced in order to adequately accommodate the addition of OCICS Master and Prime Site equipment and additional equipment from the County Department of Information Technology. All cooling system replacements will need to be accomplished while the E9-1-1 Center is in operation. The Prime and Master Sites cannot be shut down to allow for this work.

This project will include:

- \$140,000 for removing two five-ton Liebert floor air conditioners and installing two twelve-ton Liebert DS floor air conditioners in their place
- \$20,000 for electrical and mechanical preparations
- \$3,000 to interface the two cooling units with the computer room clean agent fire suppression system
- \$2,800 to rent and install a temporary five-ton cooling unit to ensure the computer room is adequately cooled
- \$200,000 to install an outdoor cooling tower and remove the old indoor cooling tower (\$160,000 for the new outdoor cooling tower and demolition of the old indoor tower, plus \$40,000 for electrical, new building penetrations, and repairing old roof penetrations)

DEPARTMENT: EMERGENCY COMMUNICATIONS

Project: Replacement of Voice Recorder Systems (NEW)

Purpose: Public/Employee Safety/Health

Level of Development: Advanced

Project Description:

In 2014 the project will replace the current NICE 8.9 analog voice loggers used for recording telephone traffic and legacy analog radio transmissions at the Main E9-1-1 Center. The current analog recorders have an end of life date (no longer serviceable) of July 2014 and are not capable of recording digital NG9-1-1 technology. These four analog recorders will be replaced by two digital recorders which are capable of recording more channels than the current analog recorders. The project will also include a refresh of NICE replay software and an attached mass data storage device. The 2015 migration to IP based Next Generation 9-1-1 (NG9-1-1) digital technology will require the replacement of two sixty-four channel analog voice and radio recorders at the E9-1-1 back-up site that will be at the end of their life cycle in January 2016. They will be replaced with two digital voice recorders compatible with the migration to IP based Next Generation 9-1-1 (NG9-1-1) digital technology

Project Cost Summary:

FUNDING SOURCE:	Pre-2013	2013	2014	2015	2016	2017	2018	6yr Total	Total:
Borrowing to be Authorized	0		333	159				492	492
TOTALS	0		333	159				492	492

Project Detail and Status:

The migration to IP based Next Generation 9-1-1 (NG9-1-1) digital technology will require the replacement of four analog voice recorders at the Main E9-1-1 Center that will become obsolete and will be beyond the end of their service lifecycle by the end of 2014. They will be replaced by two digital recorders capable of more channels than analog recorders.

The current NICE 8.9 analog voice loggers used for recording telephone traffic and legacy analog radio transmissions at the Back-Up Site have an end of life date (no longer serviceable) of January 2016 and are not capable of recording digital NG9-1-1 technology. The two analog recorders at the E9-1-1 back-up site will be replaced with two digital recorders.

DEPARTMENT: EMERGENCY COMMUNICATIONS

Project: Telephone System Replacement/Migration to Next Generation 9-1-1 (NG9-1-1) (NEW)

Purpose: Public/Employee Safety/Health, Federal/State Mandate

Level of Development: Intermediate

Project Description:

This project will replace the analog VESTA telephone system, Call Center Management Information System (CCMIS), and the MAGIC telephone information reporting system at both the E9-1-1 main center and back-up site with a system that will allow the department to implement digital Next Generation 9-1-1 (NG9-1-1) technologies. The lease on all equipment expires in the Spring of 2015 and the vendor has indicated that they will no longer be able to support critical components of the system. The end of life for the CCMIS is at the end of 2015.

Project Cost Summary:

FUNDING SOURCE:	Pre-2013	2013	2014	2015	2016	2017	2018	6yr Total	Total:
Borrowing to be Authorized	0			3,712				3,712	3,712
TOTALS	0			3,712				3,712	3,712

Project Detail and Status:

The lease on the VESTA and CCMIS equipment, both at the main E9-1-1 Center (including Training) and the Civic Center back-up site, will expire in May 2015. The vendor has advised that some system components were installed when the Center originally opened in 1992 and cannot be maintained beyond the expiration of the lease/maintenance agreement. In addition, by this time it will be necessary to migrate from an older, analog based telephone system to Next Generation 9-1-1 (NG9-1-1) technology, which requires the ability to receive and process voice-over-Internet-protocol (VoIP) technology, including text-based messaging, digital images, video, telemetry, and other multimedia directly from persons in need of assistance. The migration to NG9-1-1 technology will be mandated by the Federal Communications Commission (FCC).

DEPARTMENT: EMERGENCY COMMUNICATIONS

Project: Trunked Land Mobile Radio Network Analog Back-up System (NEW)

Purpose: Public/Employee Safety/Health

Level of Development: Advanced

Project Description:

While there is redundancy in the OCICS digital trunked land mobile radio (TLMR) system, the system does have a single point of failure. A catastrophic failure of the OCICS TLMR would leave critical first responders without radio communications for a period of time. This project will provide an off-network radio repeater solution that will serve to provide basic emergency communications support in the event of a complete TLMR failure. The system would be available on a regular basis for off network tactical use when there is no emergency.

Project Cost Summary:

FUNDING SOURCE:	Pre-2013	2013	2014	2015	2016	2017	2018	6yr Total	Total:
Borrowing to be Authorized	0		981					981	981
TOTALS	0		981					981	981

Project Detail and Status:

This project will provide an off-network radio repeater solution that will serve to provide basic emergency communications support in the event of a complete TLMR failure. This will include securing a consultant to plan the back-up radio system to include: system planning and engineering, propagation and tower loading studies, coordination/licensing of UHF frequencies, developing bid specifications for required radio infrastructure and installation/integration services, and to guide installation of the system. The project would also include the purchase of infrastructure equipment (e.g., antennas, feed line/connectors, duplexers, RF filters, repeaters, voted receivers, comparators), installation and integration of equipment, and re-programming of public safety subscriber radios.

DEPARTMENT: PARKS & RECREATION DEPT.

Project: Carpenters Brook Fish Hatchery Reevaluation and Redesign (New)

Purpose: Reduce Operating Costs/Efficiency, Maintain Existing Investment, Community/Economic Development, Addition Capacity

Level of Development: Preliminary

Project Description:

Currently, the Carpenters Brook Fish Hatchery makes use of an old farm and its associated areas, which have proved inefficient and do not adequately meet the Hatchery's needs. This project seeks to construct a much more efficient facility that includes a fish rearing (hatchery) facility, garage, tool facility, diet room, office space, and a public interaction space.

Project Cost Summary:

FUNDING SOURCE:	Pre-2013	2013	2014	2015	2016	2017	2018	6yr Total	Total:
Borrowing to be Authorized	0		10,000					10,000	10,000
TOTALS	0		10,000					10,000	10,000

Project Detail and Status:

The facility proposed under this project will increase operations at the Hatchery and replace several out-dated buildings currently being used, including: an old house being used as office space and public interaction; a barn being used for hatchery operations; an out building used for fish diet storage; a barn currently being used as a garage and as tool storage. The new facility would be constructed in a more efficient lay out that would include a fish rearing (hatchery) facility, garage, tool facility, diet room, office space, and a public interaction space.

This project is a comprehensive solution rather than the stopgap maintenance measures that have occurred with the 2012 Parks Preventative Maintenance Projects.

DEPARTMENT: PARKS & RECREATION DEPT.

Project: Highland Forest Parking Improvements (NEW)

Purpose: Public/Employee Safety/Health, Maintain Existing Investment, Community/Economic Development

Level of Development: Intermediate

Project Description:

The Skyline Lodge parking lot will be reconstructed and expanded adding fifty spaces and installing six new parking lot lights.

Project Cost Summary:

FUNDING SOURCE:	Pre-2013	2013	2014	2015	2016	2017	2018	6yr Total	Total:
Borrowing to be Authorized	0	1,000						1,000	1,000
TOTALS	0	1,000						1,000	1,000

Project Detail and Status:

The design for this project is being completed in 2012 budget. The parking lot at Highland Forest Skyline Lodge has become unstable and is inadequate for the events held in the Skyline Lodge. The parking lot has never had permanent lighting installed for this facility which hosts many evening events. Since Highland Forest is one of our premiere lodge facilities we need a parking lot that can withstand heavy use for many high profile events, such as weddings and corporate meetings.

The project we are proposing will expand the parking lot space to accommodate for events that were not adequately planned by the current design. In recent years, the parking lot has routinely been filled to over capacity due to the rise in popularity of the winter recreation program at Highland Forest. We are going from an oil and stone surface to an asphalt paved surface.

In addition under this project we will install parking lot lights. There are currently no parking lot lights in this parking lot and the new lighting will increase safety, especially during evening functions at the Skyline Lodge.

DEPARTMENT: PARKS & RECREATION DEPT.

Project: Lights on the Lake Storage Facility

Purpose: Reduce Operating Costs/Efficiency, Addition Capacity, Other

Level of Development: Intermediate

Budget Impact: (\$25,000)

Project Description:

This project seeks to construct a warehouse facility to house the Lights on the Lake show inventory and also provide space in which to work on the light displays.

Project Cost Summary:

FUNDING SOURCE:	Pre-2013	2013	2014	2015	2016	2017	2018	6yr Total	Total:
Borrowing to be Authorized	0		315					315	315
TOTALS	0		315					315	315

Project Detail and Status:

This project provides for the building of a warehouse and work space for the lighting displays of the Lights on the Lake show. The new building could be located in Long Branch Park, which increases convenience over the current location because it is on site; Parks employees would not have to leave the park to store or work on Lights on the Lake displays. The proposed building is expected to have a useful life of at least thirty years.

DEPARTMENT: PARKS & RECREATION DEPT.

Project: Park Buildings (NEW)

Purpose: Reduce Operating Costs/Efficiency, Maintain Existing Investment, Community/Economic Development, Addition Capacity

Level of Development: Preliminary

Project Description:

This project seeks to replace the existing structures or build new ones to increase the accessibility of the various parks to the public:

- Veterans' Cemetery: Additional equipment storage
- Onondaga Lake Park: Conversion of the concession building

Project Cost Summary:

FUNDING SOURCE:	Pre-2013	2013	2014	2015	2016	2017	2018	6yr Total	Total:
Borrowing to be Authorized	0		500					500	500
TOTALS	0		500					500	500

Project Detail and Status:

This project has two components as described:

Veterans' Cemetery Equipment Storage Addition \$250,000

Veterans' Cemetery has expanded in size over the years. This has necessitated the use of additional equipment such as mowers, tractors, utility vehicles, and backhoes. The storage garage no longer has adequate storage space for this additional equipment.

Onondaga Lake Park Concession Stand Building Conversion \$250,000

The Parks Department previously constructed a large structure to house food concessions, a bicycle rental, and restroom facilities in the north side of Onondaga Lake Park near Long Branch Road. These activities have since been relocated to the Griffin Area of the park. With this proposal, the structure will be converted into a reserved tent/picnic area for large groups.

DEPARTMENT: PARKS & RECREATION DEPT.

Project: Park roads, parking areas, and trail paving

Purpose: Maintain Existing Investment, Community/Economic Development

Level of Development: Preliminary

Project Description:

This project proposes reconstructing or resurfacing all park roads, parking lots, and trails in need of repair that have not been addressed in recent Parks for Tomorrow Projects or Parks Capital Projects. The new components of this project seek to address various park needs that were not addressed with the authorized bonding in 2011 and the "Loop the Lake" project.

Project Cost Summary:

FUNDING SOURCE:	Pre-2013	2013	2014	2015	2016	2017	2018	6yr Total	Total:
Borrowing to be Authorized	0	1,265	3,250	3,500	600			8,615	8,615
Authorized Borrowing	4,200							4,200	4,200
TOTALS	4,200	1,265	3,250	3,500	600			8,615	12,815

Project Detail and Status:

In 2011, the Onondaga County Legislature authorized the funding of \$4.2 million of construction to take place throughout the parks for the purpose of improving parks roads, parking lots, and trails. Four projects are scheduled to be completed in 2012 with a total estimated expense of \$42,253. The remaining \$4,157,747 is allocated to be spent on construction projects that are being designed by CHA. CHA is an engineering firm that the Parks Department has hired to assist with the construction of several large scale projects.

The following three projects have already been completed. The cost for these projects totals \$38,253.

VETERANS' CEMETERY: \$16,733
The road within the cemetery was resurfaced and sealed.

BEAVER LAKE: \$3,570
Deteriorated planks on the boardwalk were replaced.

PRATT'S FALLS: \$17,950
A guiderail was installed on the entrance road to Camp Brockway.

The following project is in progress.

ONONDAGA LAKE PARK: \$4,000 (estimated)
Salt Museum Entrance: This project will repair three masonry staircases behind the Salt Museum. This project is scheduled to be completed in 2012.

The funds to be authorized in 2013 - 2016 will be used for the "Loop the Lake" project and for any paving needs that were not met with the funds that were approved in 2011. As more details are made available regarding the Loop the Lake project, this project will be updated.

The Parks Department plans to ask the Legislature for \$1,265,000 in 2012; \$3,250,000 in 2013; \$3,500,000 in 2014; and \$600,000 in 2015. These are rough estimates and will be revised once additional studies are completed. Out of the \$1,265,000 that will be requested in 2012 and spent in 2013, we plan to spend \$750,000 for Loop the Lake East Shore Bridge. The balance will be used for other road improvement projects.

DEPARTMENT: PARKS & RECREATION DEPT.

Project: Park Improvements/Willow Bay (NEW)

Purpose: Community Enhancement/Economic Development

Level of Development: Preliminary

Project Description:

In 2012, Onondaga County Parks Department invested limited resources in developing a preliminary plan for improvements to the Willow Bay area of Onondaga Lake Park. This preliminary investigation led to the determination that the Willow Bay area could benefit from significant capital improvements as attendance at Onondaga Lake grows and the cleanup of Onondaga lake progresses into its final phases.

Project Cost Summary:

FUNDING SOURCE:	Pre-2013	2013	2014	2015	2016	2017	2018	6yr Total	Total:
Borrowing to be Authorized	0	200	1,300	1,200				2,700	2,700
TOTALS	0	200	1,300	1,200				2,700	2,700

Project Detail and Status:

This project builds upon investments made in 2012 to improve paths, parking facilities and ADA access within Onondaga Lake Park.

Preliminary investigations funded in 2012, of the various picnic shelters, parking facilities, and trails within the Willow Bay area of Onondaga Lake Park have indicated the need for investment in aging facilities and substandard parking facilities that no longer meet the demands of Onondaga Lake Park's visitors.

Parking facilities require modernization and improvement, picnic pavilions need full replacement and aged trail systems need to be removed and/or repaired.

Moreover, as Onondaga Lake continues to recover from its industrial past, Willow Bay is viewed as a potential area for a public swimming beach. These improvements will help to advance that long term objective by ensuring that the trails, pavilions and parking facilities are up to modern standards for a public bathing beach.

DEPARTMENT: PARKS & RECREATION DEPT.

Project: Zoo HVAC Rehabilitation (NEW)

Purpose: Public/Employee Safety/Health, Reduce Operating Costs/Efficiency, Maintain Existing Investment

Level of Development: Advanced

Project Description:

The Rosamond Gifford Zoo HVAC system is in need of rehabilitation and replacement. Facilities Management began a study in the spring of 2012. The study now in hand has recognized the need to replace Air Handling Units 2, 5 and 6, as well as the cooling tower, sumps, and reheat coils.

Project Cost Summary:

FUNDING SOURCE:	Pre-2013	2013	2014	2015	2016	2017	2018	6yr Total	Total:
Borrowing to be Authorized	0	1,300						1,300	1,300
TOTALS	0	1,300						1,300	1,300

Project Detail and Status:

The engineers have developed a full set of plans and specs that identify the scope of this project:

- Design fees \$95,000
- Replace Air Handling Units 2, 5 and 6 \$475,000
- Replace the cooling tower \$250,000
- Expand on the reheat coils \$70,000
- Replace the sumps \$75,000
- Replace and expand on the heat pumps \$90,000
- Modify and redistribute the tempered air ductwork and diffusers \$100,000
- Add an enhanced BMS system interfaced with the DH&C plant that will offer remote monitoring and adjustment reaction \$75,000
- Restore and complete insulation \$15,000
- Restore finishes \$20,000 county forces
- Restore finishes material \$15,000
- Contingency \$20,000

All the systems and components will meet our new energy conservation goals and reduce consumption. Our climate action goals will be met or exceeded.

DEPARTMENT: SHERIFF POLICE/CIVIL

Project: Special Operations Facility Replacement (NEW)

Purpose: Public/Employee Safety/Health, Maintain Existing Investment, Addition Capacity

Level of Development: Intermediate (A)

Project Description:

This project will renovate the Sheriff's special operations facility, which houses the Sheriff's Office Special Enforcement Section. This section is made up of Aviation, Navigation, K-9, Snowmobile, Underwater Search & Recovery, Hazardous Device Disposal, SWAT, Firearms Training and the Armorer. The building serves as the base of operation for these units and houses a variety of Sheriff's Office vehicles and equipment. This project will also provide for additional space to consolidate the property and evidence facility and provide space for an impound lot.

Project Cost Summary:

FUNDING SOURCE:	Pre-2013	2013	2014	2015	2016	2017	2018	6yr Total	Total:
Borrowing to be Authorized	0	400	3,350					3,750	3,750
TOTALS	0	400	3,350					3,750	3,750

Project Detail and Status:

The special operations facility is a pre-engineered metal building, originally constructed to house aircraft and related equipment. It is estimated that the Sheriff's Office special operations facility was constructed in the 1960's with one renovation completed in 1980. Almost all of the major components of the building have outlived their normal service lives and are in need of replacement.

The following work will be required to ensure the facility's operation over the next twenty years:

- Replace the entire building shell, including the metal roof, metal siding, windows, overhead doors, and manual doors. We expect to retain and reuse the building's steel structure, foundations and concrete floor slabs, however, the corrugated roof is corroded, the metal siding is dented and loose in some areas, and the roof and walls are minimally insulated and should be brought up to code to save energy.
- Resurface the existing concrete floor in the hangar area.
- Replace all mechanical, electric, and plumbing systems. These systems are beyond their normal service lives and consume more energy than replacement systems would.
- Replace all finishes in the existing office areas (walls, floors, and ceilings). Finishes in the office areas are deteriorated and in need of replacement.
- Reconfigure the office areas to better meet current program requirements.
- Replace the site paving.

In addition to the above items, the facility is currently lacking sufficient vehicle storage space in the hangar area. Additional vehicle and equipment storage space is necessary to meet the storage needs. This space is available if the two Department of Transportation buildings on site are also renovated to meet the Sheriff's needs.

The current conditions at the property and evidence facility create a hazardous working environment for employees and other users of the facility. The facility is also running out of space. The future goal is to have a consolidated Sheriff's, towns and villages property and evidence facility. The best solution for addressing these needs is to renovate the Department of Transportation buildings at the special operations facility site. These buildings have sufficient space to meet current needs and the potential to expand to meet future needs. Costs and scope of this project have yet to be determined and an engineering study should be done first to determine the costs.

DEPARTMENT: SHERIFF CUSTODY

Project: Behavioral Health Unit at the Justice Center (NEW)

Purpose: Public/Employee Safety/Health, Maintain Existing Investment, Federal/State Mandate, Addition Capacity, Other

Level of Development: Preliminary (A)

Project Description:

This project is to build a new mental health unit at the site of the fourth tower at the Onondaga County Justice Center Jail. This unit would create space to house approximately 100 inmates and would include a constant supervision that would enable assigned officers to observe four or five inmates on suicide watch, thereby reducing the overtime cost of such details.

Project Cost Summary:

FUNDING SOURCE:	Pre-2013	2013	2014	2015	2016	2017	2018	6yr Total	Total:
Borrowing to be Authorized	0	500						500	500
TOTALS	0	500						500	500

Project Detail and Status:

With the real potential for a significant increase in the local jail inmate population over the next three years, and the high cost associated with constant watch inmates, the Sheriff's Office proposes the construction of a new mental health unit at the Patrick J. Corbett Onondaga County Justice Center. The project would include the addition of approximately 100 bed spaces, a constant supervision area where one deputy can watch at least four or five inmates simultaneously, and program and administrative space necessary to accommodate the needs of the jail population.

In the last twenty-five to thirty years, the local inmate population has continued to increase. In 1983, the average combined daily population at the jail and at the Onondaga County Correctional Facility (OCCF) was approximately 372 inmates. By 2011 that number was 1,102 – an increase of 196% from the 1983 level. This represents an increase of approximately 4.2% each year. If similar trends continue, the average combined daily population will be about 1,300 in 2015 and almost 1,600 in 2020.

The increase in inmate population is a result of many factors. Despite a stable County population, there has been an increase in poverty, youth violence, and gang activity in the community. In addition, despite increased efforts by Sheriff's personnel to push jail inmates through the system more quickly, the average length of stay for each inmate at the jail has increased over the time period, which contributes to higher daily totals. Regardless of the reasons why, the current population numbers have put the County at functional capacity, which is approximately 1,080 total inmates each day - or slightly more if age/sex mixes are optimal. If there is a further increase in inmate population, there will not be space to house the inmates locally. Because it is mandated that the County provide inmate housing, absent the construction of additional space, the County will need to pay to house inmates at out-of-county facilities wherever space is available.

The cost to house inmates in nearby counties currently ranges from \$75 to \$90 or more per day. If the County needed to house 100 inmates each day out-of-county, this could equate to \$3,285,000 per year (\$90 per day times 100 inmates times 365 days per year) just to house the overflow inmates. In addition, there would be increased transportation costs to take these inmates to and from court appearances in Onondaga County.

Another consideration is the overtime cost associated with inmates who are placed on constant supervision detail (suicide watch). In 2011, the Justice Center averaged 8.9 such inmates per day. The current mental health unit allows a deputy to watch only one or two inmates on constant watch at a time. In 2011, there were an average of 4.9 constant watch posts per day - most of which were filled with deputies working on overtime. Salary and fringe costs associated with such overtime were in excess of \$1.7 million. A mental health unit constructed with such constant supervision details in mind would enable each deputy to watch four or five inmates at a time. The result would be that salary and fringe costs associated with constant watch overtime could potentially be reduced by half - saving the county about \$850,000 annually.

If population trends continue, even considering the additional staff needed to supervise the new space and the cost of paying off the debt of the project, the County can conservatively save over \$2 million per year if the new jail space were constructed and operational by 2015.

This project is currently in the conception stage. The first step would be to engage an architect/engineer to perform initial designs so that the cost of constructing such a unit can be more accurately determined. We are requesting that this first step be funded now and completed in 2013.

DEPARTMENT: TRANSPORTATION

Project: Bituminous Surface Treatment

Purpose: Public/Employee Safety/Health, Reduce Operating Costs/Efficiency, Maintain Existing Investment

Level of Development: Ongoing (A)

Project Description:

This project provides for the treatment of County highways with a bituminous surface treatment to prolong the life of the wearing surface.

Project Cost Summary:

FUNDING SOURCE:	Pre-2013	2013	2014	2015	2016	2017	2018	6yr Total	Total:
State Aid	1,433	1,375						1,375	2,808
Authorized Borrowing	777							0	777
County Tax Revenues	7,097		1,747	1,978	2,121	2,227	2,257	10,330	17,427
TOTALS	9,307	1,375	1,747	1,978	2,121	2,227	2,257	11,705	21,012

Project Detail and Status:

This ongoing program is designed to protect the County's investment in 375 miles of low volume highways. Highways are selected based on pavement condition, traffic volumes, structural integrity and irritability. In order to properly preserve the low volume system we feel that seventy-five miles of highway should be surface treated each year.

Highways in the bituminous surface treatment program should receive a treatment once every five years to prevent accelerated and costly deterioration of the roadway. This process seals the surface of low volume highways while enhancing the traction and stopping abilities of the wearing surface, thereby reducing the County's liability. The 2013 funding level allows for 50.3 miles of surface treatment. Funding levels have been adjusted over the plan to allow sixty-four miles in 2014 and escalating to seventy-five miles in 2018.

DEPARTMENT: TRANSPORTATION

Project: Bridges

Purpose: Public/Employee Safety/Health, Reduce Operating Costs/Efficiency, Maintain Existing Investment, Federal/State Mandate, Community/Economic Development

Level of Development: Ongoing

Project Description:

This program addresses the maintenance and repair of bridges within the County highway system.

Project Cost Summary:

FUNDING SOURCE:	2012	2013	2014	2015	2016	2017	2018	6yr Total	Total:
Federal Aid	4788	5,400	5,400					10,800	15,588
Borrowing to be Authorized	1500	1,600	1,700	1,800	1,900	2,000	2,100	11,100	12,600
County Tax Revenues	150	165	175	185	195	205	215	1,140	1,290
State Aid	900	795	1,020					1,815	2,715
TOTALS	7,338	7,960	8,295	1,985	2,095	2,205	2,315	24,855	32,193

Project Detail and Status:

The Department of Transportation operates an ongoing bridge construction program, using Department forces, to maintain the 210 bridges within the County highway system in a safe and acceptable condition. Site selection is determined through inspection results. Contract forces, frequently with State and Federal aid, undertake larger projects.

The New York State Department of Transportation conducts an annual inspection of all bridges in the State with a span of twenty feet or greater. Each bridge receives a condition rating based on a scale of zero to seven. The Onondaga County Department of Transportation's goal is to raise the average condition rating of its bridges to over five. The increased annual funding of this project reflects the Department's efforts to meet this goal.

DEPARTMENT: TRANSPORTATION

Project: Capital Highway Construction

Purpose: Public/Employee Safety/Health, Reduce Operating Costs/Efficiency, Maintain Existing Investment, Community/Economic Development, Maximize Outside Funding

Level of Development: Ongoing (A)

Project Description:

This project involves construction of major highway improvements.

Project Cost Summary:

FUNDING SOURCE:	Pre-2013	2013	2014	2015	2016	2017	2018	6yr Total	Total:
Borrowing to be Authorized	15,745	3,500	1,500	500	500	3,000	3,000	12,000	27,745
State Aid	7,410	900	503	315				1,718	9,128
Federal Aid	43,344	5,384	2,680	1,680				9,744	53,088
Other	3,238							0	3,238
Cash on Hand	7							0	7
Authorized Borrowing	10,114							0	10,114
TOTALS	79,858	9,784	4,683	2,495	500	3,000	3,000	23,462	103,320

Project Detail and Status:

This project encompasses major highway improvements as follows:

Traffic Capacity

- This includes improvements to signalization, grading and alignment, and using designs based on a projection of traffic volumes twenty years in the future.

Accident Reduction

- Using New York State "Accident Location Information System" (ALIS) accident rate reports, improvements to pavement quality, highway geometrics, road shoulders, turning lanes, traffic control devices, guide rail, and the elimination of roadside hazards are made in an effort to reduce the accident rate in identified areas.

Green Infrastructure

- Projects under this category utilize means and methods of green infrastructure to encourage the retention and infiltration of storm water runoff.

Maintenance Costs

- Improvements such as full depth replacement of the pavement, paved shoulders, improved drainage, and provisions for sub base drainage are made to extend the pavement life of highways rapidly deteriorating due to high volume traffic.

Right of Way Acquisitions

- This entails the purchase of needed Rights of Way necessary to complete the programmed projects.

Individual highway projects are at various stages of development. Due to the severely rising costs of construction and the need to maintain an even flow of funding, some projects have been funded over multiple years. The schedule is as follows:

Dewitt – Cicero Road, Phase II

- Phase I of this project, from South Bay Road to NYS Route 31 in the Town of Cicero, was constructed in 2011 and 2012.

- Phase II begins at the intersection of Island Road and Northern Boulevard and proceeds northerly a distance of 0.91 miles to South Bay Road. This project will rehabilitate pavement, shoulders and drainage to improve safety and control maintenance costs. Two way left turn lanes will be installed at Gillette Road and Cobblestone Way to improve mobility and safety. Design has been completed and a construction letting will be held in 2013. Construction is expected to be completed in late 2013.

Electronics Parkway Design

- This project, in the Town of Salina, will repair Electronics Parkway, C.R. No. 45, from Seventh North Street to Limestone Drive, a distance of 0.48 miles and will replace flush concrete islands with structures to capture pavement runoff and modify drainage along the highway to improve water quality, which presently flows to a tributary of Bloody Brook, which flows directly into Onondaga Lake. Design will be completed in 2013 and construction will be completed in 2014 with a combination of County and Contract forces.

Funding scheduled for 2015 and 2016 will be used to match Federal and State Funds as well as initiate any Green Infrastructure projects that can be scheduled is as follows:

Fly Road I

- The design of this project has been funded and the construction will be fully funded in 2017. The project begins at the intersection of NYS Route 290 and proceeds northerly to Taft Road, a distance of 1.19 miles. The project will rehabilitate pavement, shoulders, and drainage to improve safety and reduce maintenance costs. Design will be completed and a 2017 construction letting is expected.

Soule Road

- This project begins at the intersection of Old Route 57 and proceeds easterly to NYS Route 481, a distance of 1.40 miles. The project will rehabilitate pavement, shoulders, and drainage to improve safety and reduce maintenance costs. It is anticipated that a shared two way left turn lane will be necessary to improve the mobility and safety of this heavily congested corridor. Funding from 2017 through 2018 will be necessary to complete this project.

Funding scheduled in 2018 and beyond will be used to progress projects including the 7th North Street at Buckley Road intersection, Jones Road from NYS Route 48 to NYS Route 690 as well as Warners Road from Brickyard Road to NYS Route 31.

Locally Administered, Federally Aided Highway and Bridge Construction projects have been funded as part of this plan. Projects include the repaving of Old Route 5, Velasko Road, Fly Road and Allen Road and the reconstruction of the Old Liverpool Road at Electronics Parkway intersection.

Recent Federal and State aided projects scheduled in the 2012 fiscal year include the Willis Avenue Bridge over the CSX Railroad and Buckley Road Bridge over the CSX Railroad.

DEPARTMENT: TRANSPORTATION

Project: Caughdenoy Road / NYS Route 31 Road Improvements (NEW)

Purpose: Public/Employee Safety/Health, Reduce Operating Costs/Efficiency, Maintain Existing Investment, Community/Economic Development, Maximize Outside Funding, Addition Capacity

Level of Development: Preliminary

Project Description:

This project will improve Caughdenoy Road from NYS Route 31 to 0.61 miles north in conjunction with the Clay Business Park Development. The intersection of NYS Route 31 and Caughdenoy Road will also be improved.

Project Cost Summary:

FUNDING SOURCE:	Pre-2013	2013	2014	2015	2016	2017	2018	6yr Total	Total:
Authorized Borrowing	0	530						530	530
Borrowing to be Authorized	0		4,120					4,120	4,120
TOTALS	0	530	4,120					4,650	4,650

Project Detail and Status:

The scope of this project is to replace the existing two lane Caughdenoy Road with a three lane section from NYS Route 31 to the railroad crossing 0.61 miles north in conjunction with the development of the Clay Business Park. As part of the project, the Caughdenoy/Route 31 intersection will be improved by adding dedicated left turn lanes on all legs and the addition of a new three colored traffic signal, and the railroad crossing itself will be replaced. The engineering design of the project will be authorized and initiated in 2013 with construction, by contract forces, completed in 2014.

DEPARTMENT: TRANSPORTATION

Project: Cold Mix Bituminous Paving

Purpose: Public/Employee Safety/Health, Reduce Operating Costs/Efficiency, Maintain Existing Investment

Level of Development: Ongoing (A)

Project Description:

This project entails the repaving of the 375 miles of secondary County roads on a rotating basis.

Project Cost Summary:

FUNDING SOURCE:	Pre-2013	2013	2014	2015	2016	2017	2018	6yr Total	Total:
Prior Year Funding	370							0	370
Borrowing to be Authorized	16,916	2,985	2,220	2,400	2,600	2,800	3,200	16,205	33,121
Federal Aid	15,035							0	15,035
County Tax Revenues	290	3,000	4,064	4,198	4,328	4,475	4,439	24,504	24,794
State Aid	210							0	210
TOTALS	32,821	5,985	6,284	6,598	6,928	7,275	7,639	40,709	73,530

Project Detail and Status:

The cold mix bituminous paving program is an asphalt overlay designed for the 375 centerline miles of low volume County highways and is intended to reduce maintenance costs on the highways too badly deteriorated to benefit from a surface treatment application. The cold mix bituminous pavement is laid with a paving machine, and then surface treatment is applied. 2013 funding levels allow for 18.75 miles of paving per year. The project's proposed funding necessitates a new cycle of 18.75 miles to be paved in each year from 2014 to 2018. The Department of Transportation needs to pave 18.75 miles each year in order to meet a twenty year paving cycle.

DEPARTMENT: TRANSPORTATION

Project: Guide Rail

Purpose: Public/Employee Safety/Health, Maintain Existing Investment

Level of Development: Ongoing (A)

Project Description:

This program involves the installation of guide rail at various locations on County highways.

Project Cost Summary:

FUNDING SOURCE:	Pre-2013	2013	2014	2015	2016	2017	2018	6yr Total	Total:
County Tax Revenues	2,720		500	550	600	650	700	3,000	5,720
State Aid	1,870	470						470	2,340
TOTALS	4,590	470	500	550	600	650	700	3,470	8,060

Project Detail and Status:

Guide rail has been used extensively in the last thirty years as a means to protect the traveling public from roadside hazards. This program is an ongoing annual program that will upgrade existing guide rail and provide for the installation of new guide rail at various locations on County highways to improve safety and reduce liability where roadside hazards are impossible or too costly to eliminate. Costs for guide rail replacement have increased since the New York State Department of Transportation now requires the usage of box beam type of guide rail. Costs shown reflect the additional cost to upgrade existing "W" beam rail with "box beam" rail, in addition to the rapidly rising cost of steel.

DEPARTMENT: TRANSPORTATION

Project: Hot Mix Bituminous Paving/Economic Development

Purpose: Public/Employee Safety/Health, Reduce Operating Costs/Efficiency, Maintain Existing Investment, Community/Economic Development

Level of Development: Intermediate

Project Description:

This project provides for road improvements to support economic development efforts in 2013.

Project Cost Summary:

FUNDING SOURCE:	Pre-2013	2013	2014	2015	2016	2017	2018	6yr Total	Total:
Borrowing to be Authorized	0	3,150						3,150	3,150
TOTALS	0	3,150						3,150	3,150

Project Detail and Status:

A number of the roads to be addressed by this project are at or below County standards for maintenance and resurfacing. Authorization of this funding will permit OCDOT to investigate and advance a program of targeted repair and replacement of roadways that support economic development. These roads are important thoroughfares for commuters and visitors to Onondaga County and should be maintained at an adequate level of service.

DEPARTMENT: TRANSPORTATION

Project: Repaving Program (Hot Mix Bituminous)

Purpose: Public/Employee Safety/Health, Reduce Operating Costs/Efficiency, Maintain Existing Investment, Community/Economic Development, Maximize Outside Funding

Level of Development: Ongoing (A)

Project Description:

This program provides for the repaving of major, high volume County roads to maintain our investment in the transportation system.

Project Cost Summary:

FUNDING SOURCE:	Pre-2013	2013	2014	2015	2016	2017	2018	6yr Total	Total:
State Aid	43,741	2,930	4,769	4,769	4,769	4,769	4,769	26,775	70,516
County Tax Revenues	7,399		3,505	3,658	4,310	6,262	6,823	24,558	31,957
Borrowing to be Authorized	18,841	8,101	6,610	7,200	7,330	6,200	6,500	41,941	60,782
Authorized Borrowing	15,873							0	15,873
TOTALS	85,854	11,031	14,884	15,627	16,409	17,231	18,092	93,274	179,128

Project Detail and Status:

This ongoing program, which began in 1978, is designed to protect the County's investment in 428 centerline miles, equating to 477 two lane equivalent highway miles of higher-type roads. Highways are selected based on pavement condition, traffic volumes, truck traffic, structural integrity, and ride ability. State-of-the-art pavement management techniques are utilized to provide a roadway with acceptable ride ability at minimal cost.

Highways should be repaved every ten years to prevent accelerated and costly deterioration of the roadway. The Department averages three miles of paving as part of reconstruction or Federally Aided Paving per year. The paving program overall has a goal of treating forty-eight equivalent miles per year. The project's proposed funding allows for thirty-five miles to be paved in 2013 and escalating to forty-five miles in 2018.

DEPARTMENT: TRANSPORTATION

Project: Replacement of North Area and Camillus Highway Maintenance Facilities

Purpose: Public/Employee Safety/Health, Reduce Operating Costs/Efficiency

Level of Development: Intermediate

Budget Impact: (\$196,454)

Project Description:

This project replaces the Department of Transportation’s aging North Area and Camillus maintenance facilities with a new facility centrally located in the northern half of Onondaga County.

Project Cost Summary:

FUNDING SOURCE:	Pre-2013	2013	2014	2015	2016	2017	2018	6yr Total	Total:
Borrowing to be Authorized	0	4,000	10,000					14,000	14,000
Authorized Borrowing	624							0	624
TOTALS	624	4,000	10,000					14,000	14,624

Project Detail and Status:

The Department of Transportation’s current North Area and Camillus maintenance facilities were both built in the 1960s. Neither site was designed or intended to be a highway maintenance facility. The North Area facility was originally a United Parcel Service distribution center, and the Camillus facility was built to serve as a small airport. The current layout and condition of the facilities result in significant operating inefficiencies and costs. There is a critical need for major structural renovations to both facilities. Current design and construction estimates for rehabilitation of both facilities range from \$24 million to \$33 million. A renovation of the existing buildings will not change the inefficient layout.

This capital project proposes to consolidate two facilities into one building. This new facility will provide for a more appropriate setting for Department of Transportation operations and will increase the Department’s effectiveness. Available vacant, industrially zoned land in the Town of Clay was identified as the most suitable location for the new facility and was acquired in 2009.

Preliminary studies have been made to compare the construction and life cycle costs of replacement versus renovation for the two facilities with replacement being the preferred alternative. The County intends to proceed with schematic design work, with full design to be completed in 2013 and construction to begin in the same year. Completion of the project is expected to take place sometime in 2014.

DEPARTMENT: TRANSPORTATION

Project: Testing, Drainage and Facilities Repair

Purpose: Public/Employee Safety/Health, Reduce Operating Costs/Efficiency, Maintain Existing Investment

Level of Development: Advanced (A)

Project Description:

This project provides support programs for the Department of Transportation's Annual Work Plan.

Project Cost Summary:

FUNDING SOURCE:	Pre-2013	2013	2014	2015	2016	2017	2018	6yr Total	Total:
County Tax Revenues	2,445	550	575	600	625	650	675	3,675	6,120
TOTALS	2,445	550	575	600	625	650	675	3,675	6,120

Project Detail and Status:

The Department of Transportation operates and maintains ongoing Testing, Drainage, and Facilities Repair programs to support our Annual Highway Work Plan and maintain the County highway system in a safe, acceptable, and reliable condition. The testing program provides funds to continue our Pavement Management System, allowing us to prepare and prioritize our highways for Hot and Cold Mix Paving and Surface Treatment applications. The drainage project covers drainage repairs that need to be made in advance of the maintenance paving programs in order to perform these operations in a cost effective manner. The facilities repair project allows us to make repairs and perform maintenance to our four maintenance facilities not provided for in the annual budget.

DEPARTMENT: TRANSPORTATION

Project: Traffic Systems Management

Purpose: Public/Employee Safety/Health, Reduce Operating Costs/Efficiency, Maintain Existing Investment

Level of Development: Ongoing (A)

Project Description:

This program addresses Traffic System improvements on County highways.

Project Cost Summary:

FUNDING SOURCE:	Pre-2013	2013	2014	2015	2016	2017	2018	6yr Total	Total:
Borrowing to be Authorized	2,363	580	638	700	725	775	800	4,218	6,581
Authorized Borrowing	1,127							0	1,127
State Aid	360							0	360
TOTALS	3,850	580	638	700	725	775	800	4,218	8,068

Project Detail and Status:

This program provides funds to upgrade various County highway intersections to improve traffic flow and safety. Highway capacity and safety can be increased at minimal cost on many County roads through intersection improvements. These projects are identified through our ongoing traffic count program, or through the use of the Accident Location Information System (ALIS). Types of work included in this classification are:

- Traffic signal installation or modification.
- Addition of turning lanes at an intersection.
- Complete intersection reconstruction including signals, adequate lanes, paving, striping, roadside hazard elimination, etc.

The Department is constantly working to acquire Federal and State funds to supplement this program.

DEPARTMENT: ONONDAGA COUNTY PUBLIC LIBRARY

Project: Central Library Reconstruction

Purpose: Public/Employee Safety/Health, Reduce Operating Costs/Efficiency, Community/Economic Development

Level of Development: Intermediate

Budget Impact: (\$527,000)

Project Description:

Reconstruction of the Onondaga County Public Library's (OCPL's) Robert P. Kinchen Central Library to consolidate public service areas, improve access and visibility, maximize public services, and increase overall operational efficiency.

Project Cost Summary:

FUNDING SOURCE:	Pre-2013	2013	2014	2015	2016	2017	2018	6yr Total	Total:
Authorized Borrowing	5,200							0	5,200
State Aid	0	2,308	308					2,616	2,616
Cash on Hand	47							0	47
TOTALS	5,247	2,308	308					2,616	7,863

Project Detail and Status:

The Robert P. Kinchen Central Library was constructed as part of The Galleries of Syracuse in 1988 as a 120,000+ square foot facility. The entrance to the Library is on the second floor of The Galleries, with no street presence. With no entrance to the street, the Library has been rendered virtually invisible to the community. In addition, the services the Library offers have evolved over the past two decades. Demand has shifted from the need for a facility that is simply a warehouse for books and media, to one that also provides access to online and digital resources, and serves as a community gathering place. Our physical space requirements have shifted to reflect this change. Finally, staffing patterns have changed significantly since the Library opened. Large areas of the library are unstaffed or covered by only a few employees, leaving those areas unsecured. To help ensure the safety of staff and patrons alike, and to provide better efficiency and work flow, it is critical to consolidate our physical space, to make it more manageable. This project will reconstruct the Central Library to consolidate public service areas, improve access and visibility, maximize public services, and increase overall operational efficiency.

The first floor will be expanded from the existing approximately 3,000 square feet to approximately 19,000 square feet. New spaces will be created, including a public meeting room (with after-hours separate entrance), a welcome lounge, designated young adult area and individual/small group study rooms, staff and enlarged public rest rooms. The Special Technologies and Adaptive Resources (STAR) services for persons with disabilities will be located here.

The second floor will be expanded from the existing approximately 12,000 square feet to approximately 22,000 square feet. It will include the following, all of which will be relocated from their current locations on the third, fourth and fifth floors: Children's World, including Tiny Town (an educational, interactive, child-sized environment for preschool age children and their parents); Local History collection; business and non-profit resources; adult materials collection; magazines; training space and resources; and collaboration space for use with/by other agencies. The Adult Literacy Program will be located here.

The third and fourth floors will no longer be part of the library, representing a reduction of approximately 62,500 square feet.

The fifth floor will contain the existing administrative and OCPL system headquarters. In addition, certain system or Central library 'back-room' functions will be relocated to this floor. These include inter-library loan, telephone/remote reference, Central materials acquisitions, and processing. The current Local History & Genealogy room will be reduced in size to accommodate a Genealogy room (which will be the only public space on this floor.) Space on this floor will be repurposed to house 'closed stacks,' storing lesser-used materials, and some staff work space.

The basement houses the sorting and delivery functions of the System, serving all thirty-two library sites in the

County. Automated materials handling equipment will be installed, replacing most of the manual work involved in exchanging materials between sites. Plans call for the library to relinquish use of one of its elevators to the Galleries for the use of future tenants on the third and fourth floors. A new elevator will be installed, linking the basement, ground and second floors.

Automation will be implemented to reduce manual handling of materials, and to enable patrons self-service where it is feasible. Examples include an automated, 'smart' sorter for returning materials, and self-service media dispensers.

Overall, the facility will shrink from approximately 120,000 square feet to approximately 80,300 square feet, resulting in reduced operating costs as well as more efficient service delivery.

SPECIAL FUNDS

This section presents proposed projects in the special funds category. Those funds are the Van Duyn Fund, and the special district funds, which include the Water Fund and the Sewer Fund. The operations in Water and Sewer funds are financed in whole by the revenues in those funds, including the financing of capital projects. A brief description of each fund and its operational purpose, as well as the capital project activity and financing information follows.

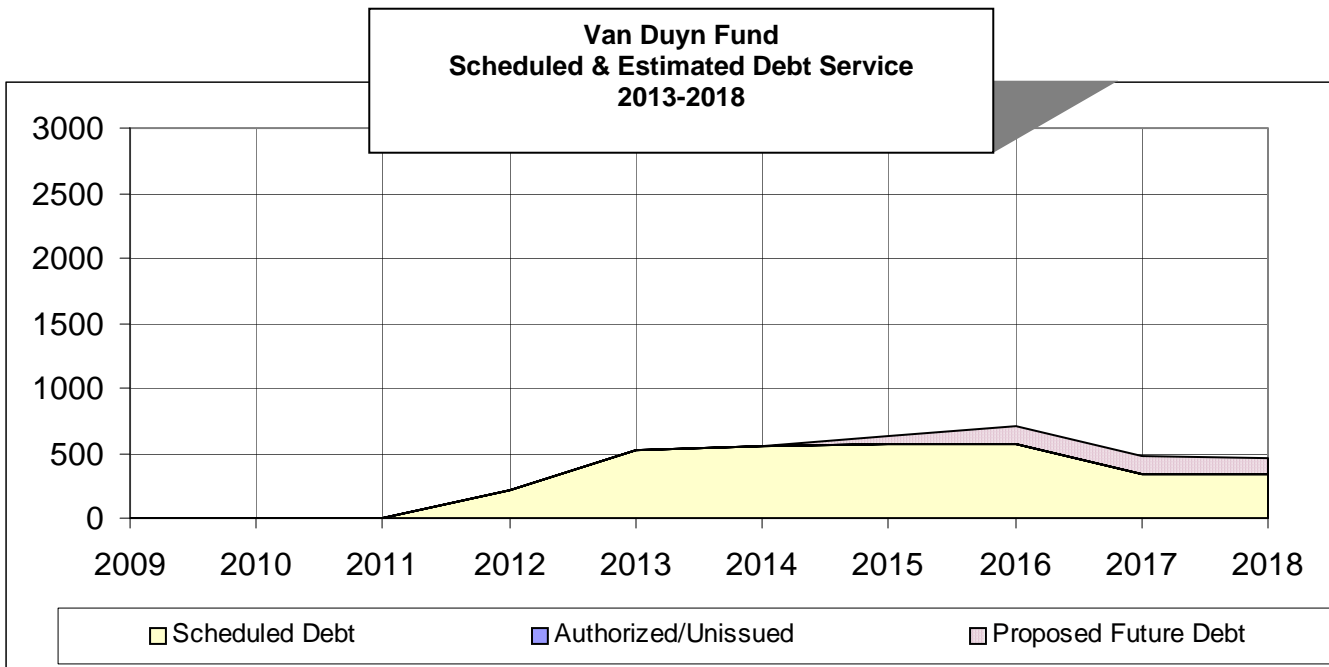
Van Duyn Extended Care Fund

This fund was established to service the operating needs of the Van Duyn Long Term Care Facility. Costs are funded by revenues in the fund and supplemented by local tax dollars. Capital costs are financed through borrowing and are reimbursed by Medicaid on a two-year lag.

For the CIP 2012-2017 there are no proposed capital projects under Van Duyn Fund.

Special Funds

Department	STATUS	PROJECT	2012 - 17 Total
Van Duyn			
VAN DUYN EXTENDED CARE DIVISION			
		Demolition of S1 Building	1,000
Van Duyn Total			\$ 1,000



**Van Duyn Fund
Debt Service Summary**

<i>Payments in (\$000's)</i>								
	2008	2009	2010	2011	2012	2013	2014	2015
Principal & Scheduled Debt	0	0	0	223	522	554	569	580
<u>Estimated Debt</u>								
<i>Authorized & Unissued</i>	0	0	0	0	0	0	0	0
<i>Proposed Future Debt</i>	0	0	0	0	0	0	0	60
Total	0	0	0	223	522	554	569	640
	2016	2017	2018	2019	2020	2021	2022	2023
Principal & Interest Scheduled Debt	341	337	337	337	337	0	0	0
<u>Estimated Debt</u>								
<i>Authorized & Unissued</i>	0	0	0	0	0	0	0	0
<i>Proposed Future Debt</i>	140	136	132	128	124	120	116	112
Total	481	473	469	465	461	120	116	112
	2024	2025	2026	2027	2028	2029	2030	2031
Principal & Interest Scheduled Debt	0	0	0	0	0	0	0	0
<u>Estimated Debt</u>								
<i>Authorized & Unissued</i>	0	0	0	0	0	0	0	0
<i>Proposed Future Debt</i>	108	104	0	0	0	0	0	0
Total	108	104	0	0	0	0	0	0
	2032	2033	2034	2035	2036	2037	2038	TOTAL
Principal & Interest Scheduled Debt	0	0	0	0	0	0	0	3,392
<u>Estimated Debt</u>								
<i>Authorized & Unissued</i>	0	0	0	0	0	0	0	0
<i>Proposed Future Debt</i>	0	0	0	0	0	0	0	1,280
Total	0	0	0	0	0	0	0	4,672

Special Funds

DEPARTMENT: VAN DUYN EXTENDED CARE DIVISION

Project: Demolition of S1 Building

Purpose: Reduce Operating Costs/Efficiency

Level of Development: Intermediate (A)

Project Description:

This project will provide for the demolition of the S1 Building located on the Van Duyn Campus. The demolition is recommended by a master plan study accomplished in the recent past.

Project Cost Summary:

FUNDING SOURCE:	Pre-2013	2013	2014	2015	2016	2017	2018	6yr Total	Total:
Borrowing to be Authorized	0		1,000					1,000	1,000
TOTALS	0		1,000					1,000	1,000

Project Detail and Status:

An engineering firm has analyzed the existing condition of the S1 Building and, after analyzing all the options, concluded that the building was beyond any point of repair that made financial sense, due to the level of structural deterioration and operational cost to keep the building under the existing conditions. The most economical way to proceed with regard to the S1 Building is demolition.

Special Districts

Special districts have been created in Onondaga County to provide water and sewer services for the residents of the districts. These districts have the authority to assess the users for the cost of operations, maintenance and capital projects to maintain the integrity of the operations. Separate funds were created to account for the activities of each district.

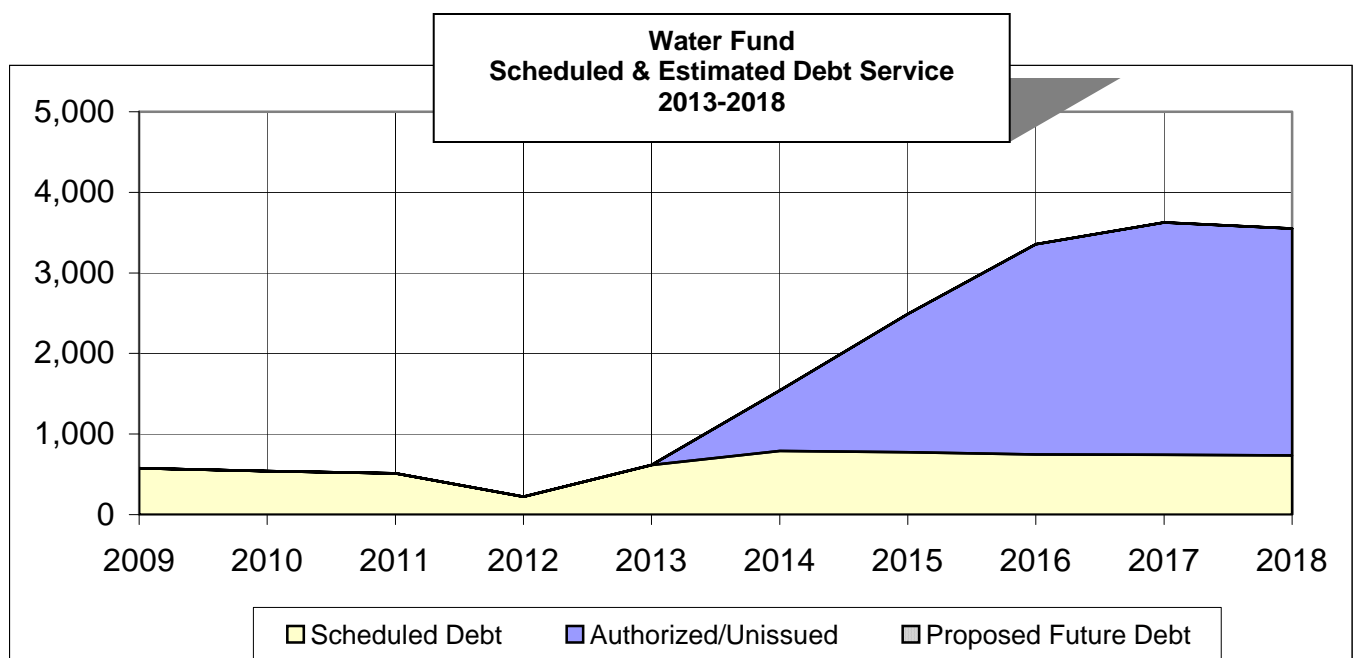
Water Fund

The Metropolitan Water Board is charged with building and operating the water plant and system that serves Onondaga County. The costs incurred are supported by revenues from the sale of water, and to the extent that these revenues are insufficient, by a special ad valorem levy assessed on real property within the Onondaga County Water District. Since 1976, water sales revenues have been adequate to permit raising the levy only the amount necessary to pay the annual cost of debt service for the construction of District improvements plus certiorari settlements. In an attempt to minimize the District impact on property owners who are not on Metropolitan Water Board's public water supplies, the cost of all system capital improvements undertaken between the period of 1972 - 1992 were funded from water sales revenues. These improvements included the 100 million gallon Western Reservoir (\$3 million) and the Marcellus-Onondaga Water Supply System (\$2.3 million).

By financing these improvements with revenues from the sale of water, the Metropolitan Water Board has been able to maintain or reduce the annual amount necessary to be raised through the special district property tax levy. It is important to note that improvements financed in this manner were relatively small in comparison to the original project phases.

The Onondaga County Water District comprises all real property within the County of Onondaga except for the Towns of Spafford and Skaneateles, and the Warners and Southwood-Jamesville County Water Districts, which were established prior to 1962.

The method of apportioning the District levy is based on the benefit received from system improvements, and is accomplished through Zones of Assessment established by the Onondaga County Board of Supervisors in 1962. Currently there are three assessment zones. Projects currently included in this Capital Plan for the Onondaga County Water District will require the continued use of the assessment zones for future system expansion. Below is a graph of scheduled and estimated debt service for the Metropolitan Water Board followed by the debt service summary.



**Water Fund
Debt Service Summary**

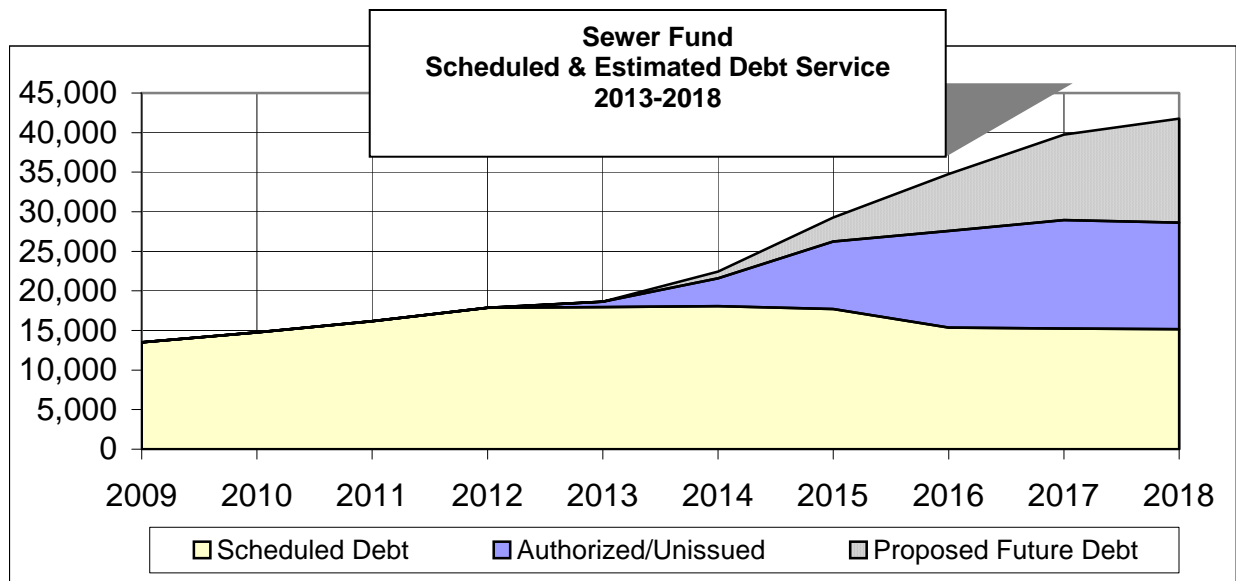
<i>Payments in (\$000's)</i>								
	2008	2009	2010	2011	2012	2013	2014	2015
Principal & Scheduled Debt	695	574	542	514	222	616	791	774
Estimated Debt Authorized & Unissued	0	0	0	0	0	0	750	1,716
<i>Proposed Future Debt</i>								
Total	695	574	542	514	222	616	1,541	2,490
	2016	2017	2018	2019	2020	2021	2022	2023
Principal & Interest Scheduled Debt	748	741	733	705	682	687	745	728
Estimated Debt Authorized & Unissued	2,607	2,886	2,819	2,778	2,728	2,656	2,579	2,668
<i>Proposed Future Debt</i>								
Total	3,355	3,627	3,552	3,483	3,410	3,343	3,324	3,396
	2024	2025	2026	2027	2028	2029	2030	2031
Principal & Interest Scheduled Debt	715	658	683	470	461	451	440	435
Estimated Debt Authorized & Unissued	2,765	2,814	2,686	2,629	2,557	2,508	2,419	2,351
<i>Proposed Future Debt</i>								
Total	3,480	3,472	3,369	3,099	3,018	2,959	2,859	2,786
	2032	2033	2034	2035	2036	2037	2038	TOTAL
Principal & Interest Scheduled Debt	423	462	449	435	421	407	0	14,860
Estimated Debt Authorized & Unissued	2,292	2,232	2,262	2,282	2,267	2,187	2,108	60,546
<i>Proposed Future Debt</i>								
Total	2,715	2,694	2,711	2,717	2,688	2,594	2,108	75,406

Sewer Fund

The County Legislature established the Onondaga County Consolidated Sanitary District in 1978 by consolidating all the various sanitary districts within Onondaga County. They established a sewer rent schedule to defray all costs of operation, maintenance, indebtedness, and all other obligations of the Water Environment Protection operations to be allocated on the basis of unit charges. The commercial/industrial and institutional property units are based on 140,000 gallons of water use per unit.

The Department of Water Environment Protection also operates and maintains flood control facilities within four special drainage districts: Bear Trap - Ley Creek; Bloody Brook; Harbor Brook and Meadowbrook. The special districts were created in order to address flooding problems that crossed multi-municipal boundaries. Taxable properties within each of the districts are assessed a drainage district tax for operations and maintenance, plus debt service.

Current and proposed future debt service obligations for the Department of Water Environment Protection are shown in the graph and the debt service summary on the next page.



Special Funds

**Sewer Funds
Debt Service Summary**

<i>Payments in (\$000's)</i>	2008	2009	2010	2011	2012	2013	2014	2015
Principal & Scheduled Debt	13,906	13,505	14,763	16,187	17,868	17,942	18,070	17,714
<u>Estimated Debt</u>								
<i>Authorized & Unissued</i>	0	0	0	0	0	700	3,531	8,523
<i>Proposed Future Debt</i>	0	0	0	0	0	0	857	3,047
Total	13,906	13,505	14,763	16,187	17,868	18,642	22,458	29,284

	2016	2017	2018	2019	2020	2021	2022	2023
Principal & Interest Scheduled Debt	15,355	15,256	15,179	14,797	14,479	13,728	13,401	12,940
<u>Estimated Debt</u>								
<i>Authorized & Unissued</i>	12,237	13,693	13,439	13,175	12,951	12,745	12,516	12,307
<i>Proposed Future Debt</i>	7,177	10,807	13,160	14,550	14,610	14,244	13,881	13,517
Total	34,769	39,756	41,778	42,522	42,040	40,717	39,798	38,764

	2024	2025	2026	2027	2028	2029	2030	2031
Principal & Interest Scheduled Debt	12,474	10,654	10,084	8,952	7,300	6,335	5,973	4,974
<u>Estimated Debt</u>								
<i>Authorized & Unissued</i>	12,695	12,786	12,876	12,547	12,227	11,898	11,568	11,337
<i>Proposed Future Debt</i>	13,153	12,289	11,444	10,120	9,836	9,552	9,268	8,983
Total	38,322	35,729	34,404	31,619	29,363	27,785	26,809	25,294

	2032	2033	2034	2035	2036	2037	2038	TOTAL
Principal & Interest Scheduled Debt	3,988	3,528	3,491	2,810	2,775	0	0	252,199
<u>Estimated Debt</u>								
<i>Authorized & Unissued</i>	11,152	10,889	7,701	5,236	3,125	3,103	3,074	258,031
<i>Proposed Future Debt</i>	8,699	8,415	8,131	7,384	6,106	3,746	2,232	235,208
Total	23,839	22,832	19,323	15,430	12,006	6,849	5,306	745,438

AUTHORIZED PROJECTS

METROPOLITAN WATER BOARD

Pump Station Improvements

Project On-going

The original equipment motors, pumps, drives and controls within the Raw Water, Clear Water and Farrell Pump Stations are predominately original 1960's equipment - approaching forty-five years of operation - with fixed-speed operability and limited automation. As part of Onondaga County's 2005 energy performance contract with Carrier Corporation it was determined that 1,052,600 kilowatt hours of energy could be saved annually by replacing four of twelve units with variable frequency drives. The current Energy Efficiency and Conservation Block Grant Assessment being performed by Johnson Controls Incorporated (JCI) recommends a broader scope of work with additional operational and energy savings. These pump stations are an integrated system and the exclusive means of conveying water from the Lake Ontario intake to the water storage facilities for the region.

Replacement of terminal reservoir with water storage tanks

Project On-going

To comply with the Environmental Protection Agency's Long Term 2 Enhanced Surface Water Treatment Rule, the Onondaga County Water District's 30-million gallon Terminal reservoir must be covered or the effluent treated to inactivate specified pathogenic microorganisms. This project consists of the construction of two 15-million gallon covered, concrete storage tanks to replace the existing open reservoir, as well as improvements to the adjacent pump station and substation.

VAN DUYN EXTENDED CARE DIVISION

Foodservice Delivery Renovations Phase I

Project On-going

Phase I of the Dietary Project replaced several major pieces of kitchen production equipment and ice machines on the nursing units with more energy efficient equipment for cost savings and productivity increases. Two coolers, two freezers, and an industrial oven which have exhausted their useful life were replaced with more energy efficient coolers, freezers, and a convection oven. These purchases will help us to continue to provide food service until designs and plans are finalized for the proposed new kitchen. This equipment is essential to providing daily food service to over 500 residents, staff, and visitors. Additionally, ten ice machines on the nursing units that have high utilization and numerous breakdowns were replaced. All items proposed for replacement were necessary to continue operations and will be used in any new dietary configuration when that project is fully developed.

Nurse Call System Replacement

Project On-going

A nurse call system with wireless capabilities was installed to replace the original desk-based system. The new system is capable of generating statistics regarding calls, response times, etc., and is integrated with the telephone system and the fire alarm system. Van Duyn will benefit from decreased response times by staff since they are notified immediately of calls. Nursing staff is no longer bound to the nursing station and can spend more time caring for the residents. A wireless nurse call system enhances the resident environment by providing a less institutional feel and also reduces noise on resident floors by communicating calls and codes to beepers/wireless devices. Net local costs capitalized in relation to this project will be reimbursed within our Medicaid rate on a two-year lag at approximately 80%, based on actual Medicaid utilization.

Telephone/Communications System Replacement

Project On-going

Van Duyn's original telephone system was installed in 1988. Due to technological updates in communications since then, it was becoming increasingly difficult to obtain replacement parts for repairs and software updates. That system had reached its maximum capacity in terms of available extensions, and phone lines were regularly unavailable due to temporary system overloads. Furthermore, the voicemail system frequently reached maximum capacity, at times delaying message delivery for

Special Funds

up to several days. In a facility in which correspondence is exchanged daily regarding resident care, such delays are unacceptable. Van Duyn could not expedite resident phone service set-up; residents set up their own service directly with a local phone company. For our residents, this situation often resulted in costly maintenance fees and set-up delays of up to three weeks. A new telephone system was installed at Van Duyn to replace the administrative telephone system. The new system includes a voicemail system that can accommodate the current large volume of calls and has capacity to expand. A new integrated or separate system to provide billing-capable phone service to our residents with the option of immediate access to telephones upon admission was included. Net local costs capitalized in relation to this project will be reimbursed within our Medicaid rate on a two-year lag at approximately 80%, based on actual Medicaid utilization.

WATER ENVIRONMENT PROTECTION

Electronics Park Trunk Sewer Improvements

Project On-going

The current project status is as follows:

Phase I project elements include:

Rehabilitation of approximately twenty manhole structures, installation of an overflow structure to connect the Electronics Park Trunk Sewer to the County owned 2.3 million gallon storage tank and installation of a tank wash down system to facilitate efficient cleaning of the tank following overflow events. Notice of intent has been issued to J.J. Lane Construction with construction to begin in May 2012 and will be completed in early 2013.

Phase II project elements include:

Installation of a wastewater pumping station to separate the wastewater service areas within the Electronics Park Trunk Sewer service area, installation of a 10 inch diameter force main from Electronics Parkway to Ley Creek pump station, and replacement of a 400 foot section of the Hopkins Road Trunk Sewer within the EPTS service area. The project is currently in design following the basis of design report, which was due to NYSDEC by June of 2012.

Total project cost to date is approximately \$250,000.

Metro WWTP Digester Complex Improvements and Rehabilitation

Project On-going

Project authorization allows for the cleaning and evaluation of Metro's four digesters, digester control house, and associated equipment for a total project cost of \$5 million (\$3 million financed; \$2 million from available funds). To date, two of the four digesters have been cleaned and various minor improvements have been made that are resulting in improved digester performance. The third digester in the series has been cleaned and various improvements are now being made; work on the last digester will soon follow. This project (considered Phase I) is scheduled to be completed in 2012. A digester inspection report will be submitted at the end of the project and will identify larger scale repairs and remediation needs as applicable.

Approximately \$3.5 million has been spent to date.

Metro WWTP Grit Handling Improvements

Project On-going

Project authorization allows for the construction of various improvements to Metro Existing and New Screen and Grit buildings grit handling equipment. The project includes installation of new screen rakes for Old Screen & Grit Building, installation of a new divider wall for the New Screen & Grit Building, installations of turbo-type blowers, and other various associated equipment and mechanicals.

Final design is currently at 85% and is scheduled to be completed by mid-2012. Construction will commence in late-2012, ending late 2013.

Oak Orchard Facilities Improvement

Project On-going

Project authorization provides for the construction of various infrastructure improvements to the Oak Orchard Waste Water Treatment Plant, including replacement of existing influent screen rakes, installation of new primary clarification equipment, HVAC replacement, blowers, grit handling equipment, cleaning of existing lagoons, and other elements.

Final design will begin in 2012 (engineering services are now being procured) and construction is anticipated to start in 2013, finishing late in early 2015.

Onondaga Lake Improvement Project

Project On-going

This project results from the settlement of suits brought by Atlantic States Legal Foundation (ASLF) and the State of New York. The County, ASLF and New York State signed the agreement in August and September 1997. On January 20, 1998, the District Federal Court signed the order. This court order is referred to as the Amended Consent Judgment, or ACJ. The ordered Metro Waste Water Treatment Plant improvements, CSO abatement facilities, and water quality monitoring over the twenty years covered by the ACJ was estimated to cost \$640 million (in today's dollars). The fourth stipulation of the ACJ was effected in November of 2009. Additional costs may be incurred depending on final effluent limits to be established by NYSDEC and the success of facilities to treat Metro's effluent for phosphorus effluent limits. Presently, additional enhancements to the Metro Waste Water Treatment Plant, in terms of optimizing treatment of phosphorus, are anticipated.

The Amended Consent Judgment (ACJ) and associated stipulations include several components or categories:

- Interim capital improvement projects at Metro
- Major capital projects at Metro
- Interim Combined Sewer Overflow (CSO) abatement projects
- Major Combined Sewer Overflow (CSO) abatement projects
- Separation of combined sewers in specified areas
- Water quality monitoring of the lake, tributaries and Seneca River (non-capital)
- Green Infrastructure projects for CSO abatement.

The ACJ has been fully authorized as of April 2011.

The following projects are complete:

- Aeration System Upgrade (7/1/98-1/15/00 for \$6.9M)
- Ammonia Removal Demolition (6/1/98-12/31/99 for \$1.3M)
- Digester Mod./Chemical Storage and Feed System Upgrade (11/9/98-10/1/00 for \$5.1M)
- Digital Systems Improvements (5/1/98-6/30/01 for \$3.5M)
- Stage III Ammonia/Stage II Phosphorus Removal (5/1/01-04/30/05 for \$129M)
- Franklin Street FCF (4/30/99-5/1/00 for \$4.9M)
- Hiawatha RTF (10/1/98-12/31/00 for \$9.4M)
- Kirkpatrick Street Pump Station and Force Main (5/15/01-6/30/02 for \$12.6M)
- Teall Brook FCF (5/1/01-4/31/02 for \$1.2M)
- Newell Street RTF/Demolition (8/3/98-3/11/02 for \$5.5M)
- Onondaga Creek FCF (5/1/01-7/31/02 for \$7.7M)
- West Street Sewer Separation (5/1/99-12/15/99 for \$2.7M)
- Erie Boulevard Storage (3/1/01-7/31/02 for \$2.7M)
- Biosolids Handling Improvements (1/1/04-6/30/07 for \$14.8M)
- Harbor Brook In-stream FCF (10/31/00-7/31/02 for \$9M)
- Advanced Phosphorous Removal Pilot phase I, II & III (2/1/00 for \$4.1M)

There are 5 projects that are still in progress:

- Metro WWTP Phosphorus Optimization and Metro WWTP Phosphorus Work plan
- Clinton Storage
- Lower Harborbrook Conveyances and Storage
- Sewer Separation 022/045
- Midland 044 Conveyances.

Metro WWTP Phosphorus Optimization and Work plan

These two projects are interconnected in that they both relate to minimizing phosphorus loads from the Metro Waste Water Treatment Plant. Phase II of the Optimization project is currently underway and will serve to identify what improvements will be needed so as to increase the reliability of phosphorus removal performance at the treatment plant. This work is scheduled to be completed by the early 2013. The Work plan project is in the final stages of completion. In summary, the

Special Funds

work plan evaluated a variety of options and technologies that could potentially be employed to further reduce phosphorus loading to Onondaga Lake, not only from the Metro WWTP, but also from CSOs, and other sources. The work plan is scheduled to be completed mid-2013 and will include a compliance plan for meeting the phosphorus Total Maximum Daily Load (TMDL) recently issued as a draft by the NYSDEC.

Midland Avenue Conveyances and RTF, Storage and Green Infrastructure (5/01/00-12/31/18 for \$128.3M)

- This project was completely authorized in March 2008.
- The Midland RTF is complete, along with 1,000 feet of conveyances. An additional 500 feet of conveyance will be constructed to CSO- 044 (South Ave and West Castle); this project component is completed. CSO – 045 (Hudson and West Castle) will be eliminated by sewer separation. The following CSO's have been evaluated in a facilities plan to determine how best to abate their overflows: 060/077 (West Colvin) and 052 (Hunt and Elmhurst). The remaining CSO's, 061 (Crehange), 076 (Brighton and Midland), and 067 (West Newell) will be abated by using green infrastructure, implementing floatable control (where warranted), monitoring and eventual closure. Green infrastructure will be implemented where appropriate throughout the Midland Sewer shed to reduce the volume of storm water entering the combined sewer system.

Sewer Separation Continuous (1/1/12 for \$27.7M – Ongoing)

- This project was completely authorized in July 2010.
- A total of thirteen combined sewer basins in the Onondaga Creek watershed have been identified for separation, including portions of downtown and the South side. The US Army Corp of Engineers has administered a design contract for the remaining basins. Construction on CSO 045 and CSO 022 began in 2012. The projects will involve either the construction of new sanitary sewers or the renovation of existing combined sewers to act as storm sewers.

Clinton CSO Abatement and Green Infrastructure (5/1/04-12/31/18 for \$165.5M – Ongoing)

- This project was completely authorized in April 2011.
- A new 6.5 million gallon storage facility will be constructed in the Trolley Lot located near Armory Square. The conveyance pipes to this storage facility have been completed. These conveyances will collect CSO discharges from all CSO's in the Clinton Sewer shed except for CSO's 022 (West Genesee), 027 (West Fayette) and 029 (Walton St. E.). These remaining three CSO's were evaluated in a facilities plan to determine how best to abate their overflows. Green infrastructure will be implemented where appropriate throughout the Clinton Sewer shed to reduce the volume of storm water entering the combined sewer system.

Harbor Brook CSO Abatement Storage & Green Infrastructure (11/18/01-12/31/18 for \$104.8M)

- This project was completely authorized in April 2011.
- A new 4.9 million gallon storage facility will be constructed near State Fair Boulevard in the lower Harbor Brook Sewer shed area. The conveyance pipes to this facility will also be constructed. This storage facility will receive overflows from CSO's 003 and 004. The remaining CSO's in the Harbor Brook Sewer shed will be abated by using green infrastructure, implementing floatable control (where warranted), monitoring, and eventual closure. Green infrastructure will be implemented where appropriate throughout the Harbor Brook Sewer shed to reduce the volume of storm water entering the combined sewer system.

Wetzel Road Treatment Plant/Baldwinsville-Seneca Knolls Treatment

Project On-going

The project entailed upgrading the Wetzel Road facility, a facility that was originally built in 1959 and upgraded in 1970. This thirty-one year old facility was in dire need of upgrading. It was essential that certain major repairs were undertaken at Wetzel Road in order to keep existing equipment operational. Moreover, the plant was at its design capacity. These conditions made it difficult to comply with the plant's NYS State Pollution Discharge Elimination System (SPDES) permit requirements.

The project consisted of upgrading the Wetzel Road Waste Water Treatment Plant to provide expanded capacity for treatment of projected sewage flows for the existing service area, as well as the Gaskin Road service area, thereby increasing capacity from 3.5 MGD to 7.0 MGD. In addition, the plant was upgraded to provide tertiary waste water treatment, including seasonal ammonia removal, effluent filtration, ultraviolet disinfection and post aeration. The Sawmill Creek Pump Station was also upgraded by replacement with a new pump station located at the site of the existing one. Construction at the pump station has been completed.

The majority of construction at the treatment plant has been completed; it is scheduled to be fully completed by the Fall of 2012 (the only remaining work being the digester system). Once fully operational, analysis will begin on the evaluation of installing a combined heat power (e.g., microturbine) at the facility to convert methane gas into heat and electricity for

beneficial use.

A lawsuit was filed by C. O. Falter Corporation against the County of Onondaga (Index#2011-1166) seeking \$13,521,428.20. This claim arises out of work done on the Wetzel Road Waste Water Treatment Plant Upgrade and the Sawmill Creek Pumping Station Replacement Project. The action is being defended.

SPECIAL DISTRICTS PROPOSED PROJECTS SUMMARY

Special Funds Department	STATUS	PROJECT	2012 - 17 Total
Drain & San			
WATER ENVIRONMENT PROTECTION			
	new	Baldwinsville Seneca Knolls WWTP Rehabilitation Project (New)	7,776
	new	Brewerton WWTP Improvements (New)	5,346
	new	Clay Industrial Park (forcemain) (New)	5,614
		Energy Efficiency Improvements/Performance Contracting/Power Purchase	20,000
	new	Ley Creek Pump Station (New)	4,700
		Metro WWTP (002) Bypass Treatment	20,200
		Metro WWTP Phosphorus Treatment System Optimization	14,208
	new	Metro WWTP Primary and Thickener Pump Replacement	3,500
	new	Oneida Lake PS (New)	15,500
		Wastewater Transportation System Improvements	94,646
		Subtotal	\$ 191,490
		Grand Total	\$ 191,490

SPECIAL DISTRICTS FUNDING SOURCES

Sewer

SOURCE OF FUNDS	2013	2014	2015	2016	2017	2018	6yr Total
Cash on Hand	4,782	4,690	4,860	4,800	4,860	5,400	29,392
Borrowing to be Authorized	14,276	25,200	52,723	27,467	29,199	13,233	162,098
TOTALS	\$19,058	\$29,890	\$57,583	\$32,267	\$34,059	\$18,633	\$191,490

SPECIAL DISTRICTS ESTIMATED DEBT SERVICE

Estimated Debt Service

Payment Schedule (\$ in 000's)

Sewer

WATER ENVIRONMENT PROTECTION

	2013	2014	2015	2016	2017	2018
Metro WWTP Primary and Thickener Pump	0	108	264	311	304	297
Oneida Lake PS (New)	0	60	300	643	1,024	1,292
Ley Creek Pump Station (New)	0	0	90	327	420	411
Clay Industrial Park (forcemain) (New)	0	273	473	496	485	474
Brewerton WWTP Improvements (New)	0	0	45	180	347	398
Energy Efficiency Improvements/Performance	0	300	1,000	1,980	2,740	2,660
Metro WWTP (002) Bypass Treatment	0	73	376	1,317	1,773	1,766
Metro WWTP Phosphorus Treatment System	0	43	151	798	1,214	1,248
Baldwinsville Seneca Knolls WWTP	0	0	48	102	309	598
Wastewater Transportation System	0	0	300	1,023	2,191	4,016
Department Total	0	857	3,047	7,177	10,807	13,160

Van Duyn

VAN DUYN EXTENDED CARE DIVISION

	2013	2014	2015	2016	2017	2018
Demolition of S1 Building	0	0	60	140	136	132
Department Total	0	0	60	140	136	132

DEPARTMENT: WATER ENVIRONMENT PROTECTION

Project: Baldwinsville Seneca Knolls WWTP Rehabilitation Project (NEW)

Purpose: Public/Employee Safety/Health, Reduce Operating Costs/Efficiency, Maintain Existing Investment

Level of Development: Preliminary

Project Description:

The Baldwinsville Waste Water Treatment Plant is approximately thirty years old. Various small and discrete improvements and repairs have been done to the facility as a means of operational enhancements and infrastructure maintenance. However, there is a contemporary need to evaluate the overall condition of the treatment plant's infrastructure so as to ensure continued satisfactory operation and extend its service life. Final design and construction will be performed for a variety of infrastructure, energy efficiency, and life safety improvements.

Project Cost Summary:

FUNDING SOURCE:	Pre-2013	2013	2014	2015	2016	2017	2018	6yr Total	Total:
Borrowing to be Authorized	0		796	500	3,240	3,240		7,776	7,776
Cash on Hand	400							0	400
TOTALS	400		796	500	3,240	3,240		7,776	8,176

Project Detail and Status:

Evaluation of the overall infrastructure condition of the Baldwinsville-Seneca Knolls Waste Water Treatment Plant, with specific focus on pumping systems, grit processing equipment, chemical tanks, concrete structures, aeration systems, oxygen generation system, odor control system, aerobic digesters, major mechanicals, fire alarm system, code compliance, water supply systems, energy conservation measures, and other miscellaneous improvements.

The engineering evaluation is to be done in 2012 to develop the specific scope of improvements. Final design of said improvements, as applicable, is to be accomplished in 2015, with construction occurring in 2016 and 2017. The above described work is considered Phase I of improvements to the treatment plant; a second phase is anticipated in subsequent years for the replacement of the existing oxygen generation system, rehabilitation of the plant's clarifiers, replacement of clarification drive mechanisms, and aeration and digester tank mixers.

Special Funds

DEPARTMENT: WATER ENVIRONMENT PROTECTION

Project: Brewerton WWTP Improvements (NEW)

Purpose: Public/Employee Safety/Health, Reduce Operating Costs/Efficiency, Maintain Existing Investment

Level of Development: Preliminary

Project Description:

The Brewerton Waste Water Treatment Plant is over forty years old. Various small and discrete improvements and repairs have been done to the facility as a means of operational enhancements and infrastructure maintenance. There is a contemporary need to evaluate the overall condition of the treatment plant's infrastructure so as to ensure continued satisfactory operation and extend its service life. Final design and construction will be performed for a variety of infrastructure improvements to enhance regulatory compliance and reduce energy consumption. This project is to include installation of a new dechlorination system to comply with new NYSDEC SPDES requirements.

Project Cost Summary:

FUNDING SOURCE:	Pre-2013	2013	2014	2015	2016	2017	2018	6yr Total	Total:
Borrowing to be Authorized	0		750	1,873	1,873			4,496	4,496
Cash on Hand	425	850						850	1,275
TOTALS	425	850	750	1,873	1,873			5,346	5,771

Project Detail and Status:

In the short-term, a new draft SPDES permit requires adherence to bacteria and chlorine residual standards. Existing infrastructure is designed only for bacterial disinfection and is unable to meet such chlorine residual limits. Accordingly, a new dechlorination system will be installed, inclusive of new chemical storage and feed systems. The final design is to be done in late 2012/early 2013, with construction immediately following.

Cash capital is being requested for 2013 to fund the dechlorination project. Bonding requests for the other described infrastructure project elements shall be made after the receipt of the noted evaluation report.

In the longer term, infrastructure improvements are anticipated for pumping systems, grit processing equipment, HVAC systems, concrete structures, aeration systems, major mechanicals, energy conservation measures, odor control, treatment system needs (for improvement of solids capture), and other improvements. The engineering evaluation is to be done by March 2013 to develop the specific scope of improvements. Final design of said improvements, as applicable, is to be accomplished in 2014, with construction occurring in 2015 and 2016.

DEPARTMENT: WATER ENVIRONMENT PROTECTION

Project: Clay Industrial Park (force main) (NEW)

Purpose: Community/Economic Development

Level of Development: Advanced

Project Description:

This project will provide public sewer service to the Clay Industrial Park, which is located along Route 31 and Caughdenoy Road in the Town of Clay, Onondaga County. The project is estimated to cost \$5.3 million and will consist of a pumping station and a dual 6" and 12" PVC sanitary forced pressure main that will be approximately 20,500 feet in length and will be routed to the Oak Orchard Wastewater Treatment Plant that is located along the Oneida River in the Town of Clay.

Project Cost Summary:

FUNDING SOURCE:	Pre-2013	2013	2014	2015	2016	2017	2018	6yr Total	Total:
Borrowing to be Authorized	0	4,554	1,060					5,614	5,614
TOTALS	0	4,554	1,060					5,614	5,614

Project Detail and Status:

The Clay site is a 339-acre, Industrial Zoned site in the Town of Clay, northern Onondaga County. Its size, location, and significant utility capacity (rail, water, gas, electric, and telecom) positions the site as the preferred location for large research and development, manufacturing, and data processing facilities in Onondaga County. As currently planned, the site has the capacity to accommodate 2 million square feet of building space.

Provision of public sewer service is one of the projects necessary to be completed before the site can receive formal "Shovel-Ready Certification" from the State of New York. "Shovel-Ready" is a national pre-permitting standard, widely recognized by national site selectors and corporate real estate executives as the reliable third-party verification of a site's readiness for significant investment. Other requirements, such as the completion of the NYS Draft Environmental Impact Statement and on-site wetland mitigation and betterment, are being managed by the property owner, the Onondaga County Industrial Development Agency, concurrently with the design and installation of the sewer project. It is anticipated that the site will receive Shovel Ready Certification in 2013.

The CNY Regional Economic Development Council named the development of the site as one of the Council's 2012 priority projects. The site is also recognized as a location for future industrial development by the draft county Sustainability Plan and the draft Town of Clay Northern Land Use Plan.

Special Funds

DEPARTMENT: WATER ENVIRONMENT PROTECTION

Project: Energy Efficiency Improvements/Performance Contracting/Power Purchase Agreement

Purpose: Reduce Operating Costs/Efficiency, Other

Level of Development: Preliminary

Project Description:

As part of the County's effort to pursue sustainability, effect the goals of the County's Climate Action Plan and reduce annual operating costs, the Department intends to seek legislative authorization in calendar year 2013, to undertake a project or projects in which the County and selected vendors analyze systems and operating performance in an effort to identify opportunities for cost-neutral performance contracting, energy efficiency enhancements supported by the State's Cleaner Greener Community program, or through the deployment of renewable energy resources via Power Purchase Agreements (PPAs).

It is likely that in 2013, the Department will seek authorization to do a full energy efficiency study at the Meadow Brook Limestone Waste Water Treatment Facility. While the Department is always seeking opportunities to integrate energy efficiency technologies, a comprehensive study at Meadow Brook Limestone will permit the Department to potentially benefit from State and Federal energy efficiency programs.

Project Cost Summary:

FUNDING SOURCE:	Pre-2013	2013	2014	2015	2016	2017	2018	6yr Total	Total:
Borrowing to be Authorized	0	5,000	5,000	10,000				20,000	20,000
TOTALS	0	5,000	5,000	10,000				20,000	20,000

Project Detail and Status:

This project anticipates working with an energy service company (ESCO, a commercial business providing a broad range of comprehensive energy solutions including designs and implementation of energy savings projects, energy conservation, energy infrastructure outsourcing, power generation and energy supply, and risk management) to research, design and implement various conveyance and process improvements for energy savings. These shall be large-scale efforts for all department treatment plants and pump stations. Potential project elements include waste water treatment process changes and enhancements, variable frequency drives (VFDs), new blower technologies (e.g., turbo-blower technologies), energy-efficient motors, green lighting technologies, installation of combined heat-power units (for transforming methane gas, a naturally produced byproduct from the department's waste water treatment anaerobic digesters, into energy), re-commissioning of department buildings, and other opportunities.

It is anticipated that implementation of the above-described projects shall result in cost neutrality in that they shall be paid for via energy cost savings over a number of years (i.e., effectively they will eventually be self-funded) through guaranteed construction costs and measured and verified annual energy savings.

DEPARTMENT: WATER ENVIRONMENT PROTECTION

Project: Ley Creek Pump Station (NEW)

Purpose: Public/Employee Safety/Health, Reduce Operating Costs/Efficiency, Maintain Existing Investment, Federal/State Mandate

Level of Development: Preliminary

Project Description:

This project shall provide for the rehabilitation of the Ley Creek Pump Station, the largest of the department owned pump stations. Due to the high volume of flow and constant demands on the operating system, Ley Creek is in need of repairs and upgrades.

Project Cost Summary:

FUNDING SOURCE:	Pre-2013	2013	2014	2015	2016	2017	2018	6yr Total	Total:
Borrowing to be Authorized	0		1,500	3,200				4,700	4,700
Cash on Hand	500							0	500
TOTALS	500		1,500	3,200				4,700	5,200

Project Detail and Status:

The pump station includes three centrifugal waste water pumps in a wet well/dry well configuration. The average daily design flow of the pump station is between 10 MGD - 20 MGD, with a maximum design capacity of 60 MGD. Pumped waste water is conveyed 2.4 miles in a 42-inch diameter force main to the Metropolitan Syracuse Treatment Plant. The last pump station rehabilitation was completed in 1982. This station serves thousands of residents from the Town of Salina, Town of DeWitt and the Village of East Syracuse. Rehabilitation of the station shall include pumping systems, HVAC, building envelope, energy efficiency measures (e.g., variable frequency drives), health and safety improvements, and general infrastructure repair.

It is estimated that the engineering and design for the pump station upgrade will cost approximately \$500,000. The engineering and design budget is anticipated to be expended in 2012 and 2013. The construction estimate of \$4.7 million is expected to be spent in 2014 with completion of the project in 2015. The actual construction spending will be dependent on the contractor's schedule and availability of associated equipment.

Special Funds

DEPARTMENT: WATER ENVIRONMENT PROTECTION

Project: Metro WWTP (002) Bypass Treatment

Purpose: Federal/State Mandate

Level of Development: Preliminary

Project Description:

As a result of the new Metro Waste Water Treatment Plant State Pollutant Discharge Elimination System (SPDES) permit, bypasses from Metro must be treated to simultaneously meet specific fecal coliform bacteria and residual chlorine limits. The existing infrastructure is inadequate to meet those new limits. New and additional process tankage and chemical treatment systems will be installed to meet those limits.

Project Cost Summary:

FUNDING SOURCE:	Pre-2013	2013	2014	2015	2016	2017	2018	6yr Total	Total:
Borrowing to be Authorized	0	1,212	4,444	13,514	1,030			20,200	20,200
TOTALS	0	1,212	4,444	13,514	1,030			20,200	20,200

Project Detail and Status:

Metro's secondary and tertiary treatment system is limited to approximately 126 million gallons per day (MGD). Flows in excess of this value are diverted to the existing bypass tank where the waste water is treated with chlorine for killing fecal coliform bacteria; the waste water is then treated with sodium metabisulfite for dechlorination. Fecal coliform kill is directly related to contact time and chlorine dosage. The existing system does not have volumetric capacity to provide enough contact time. Therefore, the existing infrastructure does not have the ability to meet the NYSDEC effluent limits for fecal coliform and total chlorine residual.

The scope of this project will provide for larger process tankage and chemical systems with more capacity such that the applicable effluent limits can be met. It is noted that piles will have to be installed for the larger tankage so as to ensure a solid foundation is provided - this is a large component of the project costs. The subject SPDES permit limits must be met by April 1, 2016, the start of the 2016 disinfection season. The engineering final design is to be completed by early 2014, with construction starting in mid-2014 and ending late-2015.

DEPARTMENT: WATER ENVIRONMENT PROTECTION

Project: Metro WWTP Phosphorus Treatment System Optimization

Purpose: Reduce Operating Costs/Efficiency, Maintain Existing Investment, Federal/State Mandate

Level of Development: Intermediate (A)

Project Description:

This project is for various modifications, upgrades, and improvements to Metro Waste Water Treatment Plant Biological Aerated Filter (BAF) and High-Rate Flocculated Settling (HRFS) systems so as to enhance and maximize system performance. The BAF and HRFS systems are those unit processes used at Metro to remove ammonia and phosphorus, respectively, in accordance with NYSDEC SPDES permit mandates. The project will also serve to respond to the improvement needs borne out of the November 2009 4th Stipulation of the ACJ and the Onondaga Lake Total Maximum Daily Load (TMDL) for phosphorus.

Project Cost Summary:

FUNDING SOURCE:	Pre-2013	2013	2014	2015	2016	2017	2018	6yr Total	Total:
Borrowing to be Authorized	0	710	1,450	10,087	1,961			14,208	14,208
Cash on Hand	1,715							0	1,715
TOTALS	1,715	710	1,450	10,087	1,961			14,208	15,923

Project Detail and Status:

This project is an extension of earlier evaluation efforts performed for Metro Waste Water Treatment Plant's Phosphorus treatment system for optimization and identifying alternatives to meet the pending NYSDEC Total Maximum Daily Load (TMDL) for the treatment plant (optimization and work plan reports as mandated by the NYSDEC). Monies spent to date were for the various engineering evaluations leading up to this point in the project. The project will construct the improvements identified in the ACJ-mandated report that was submitted to the NYSDEC on August 31, 2011 for optimizing the performance of the existing Metro Waste Water Treatment Plant phosphorus treatment system. Confirmatory evaluations of the items identified in said report are now being performed and are scheduled to be complete by early 2013. At that point, final design shall be done for this project.

Project elements include the following:

- Installation of two new isolation gates and a dividing wall to isolate the north and south Biological Aerated Filter (BAF) cells so that maintenance can be performed without having to shut down the entire (ammonia/phosphorus) process
- Improving chemical addition and mixing to the High-Rate Flocculated Settling (HRFS) in the BAF effluent channel
- Replacement of four stainless steel HRFS influent gates with fiberglass-reinforced plastic (FRP) gates
- Repair of the isolation plate in HRFS influent channel
- Installation of a new effluent water system
- Replacement of a 14" stainless steel process line:
- Providing for better flow distribution through the treatment system
- Other ancillary improvements to the phosphorus treatment system so as to optimize overall treatment and system reliability.

The monies allocated for 2012 are for completing Phase II of the Metro Waste Water Treatment Plant Phosphorus Optimization study (as was endorsed by the NYSDEC in the Phase I Optimization report submitted to NYSDEC on August 31, 2011).

This project shall also be instrumental in the Department complying with the recently issued (draft) Total Maximum Daily Load (TMDL) for phosphorus from the NYSDEC which limits the amount of phosphorus that can be discharged from the Metro WWTP. The engineering final design is to be completed by mid-2014, with construction starting in early-2015 and ending mid-2016.

Special Funds

DEPARTMENT: WATER ENVIRONMENT PROTECTION

Project: Metro WWTP Primary and Thickener Pump Replacement (NEW)

Purpose: Maintain Existing Investment

Level of Development: Intermediate

Project Description:

This project seeks to provide for the replacement of select primary sludge and thickener sludge pumps installed more than thirty years ago at the Metro Waste Water Treatment Plant. This project shall also involve the installation of macerators for providing additional conditioning of sludge sent to Metro's digesters, and provide for increased operational monitoring and control of associated pumping systems.

Project Cost Summary:

FUNDING SOURCE:	Pre-2013	2013	2014	2015	2016	2017	2018	6yr Total	Total:
Borrowing to be Authorized	0	1,800	1,700					3,500	3,500
TOTALS	0	1,800	1,700					3,500	3,500

Project Detail and Status:

The existing primary sludge and thickener sludge pumps are original to the Metro Waste Water Treatment Plant expansion completed in 1978. The project includes provisions for the replacement of eleven "SWG 14 Moyno" pumps, eight 30" Primary Isolation valves, and related equipment. All of the upgrades in this project target equipment in excess of thirty years old. Additionally, upgraded SCADA telemetry systems will be installed for the subject pumping systems so as to provide real-time and more robust monitoring of equipment.

In terms of lifecycles, the existing Moyno pumps, located in the Primaries (eight) and Thickeners (three), have exceeded their useful life and are unsupportable from the standpoint of drives and controls. Beyond that, the repair cost for the pump element (standard rebuild) of a Moyno pump is more than double that of the pump proposed to replace it. Specifically, an analysis of pump re-build data was completed which identified that a re-build for a "Wemco Model C" centrifugal pump (proposed replacement for the Moyno) was \$3,492, compared to rebuilding a Moyno SWG 14 (currently installed) progressive cavity pump at a cost of \$8,526. Additionally, the service interval between rebuilds is twice as long for the recommended replacement pump: simply stated, at minimum, a Moyno is rebuilt twice for every one time a Wemco is rebuilt. While the project calls for the replacement of the SWG 14's in the Thickeners with rotary lobe pump/macerator combo's, the cost differences with the maintenance is similar to that of the Wemco. The replacement of these thirty-plus year old pumps is a high priority and is operationally and fiscally sound as they are both difficult and costly to support.

It is anticipated that design will be completed in early 2013; construction to be completed by the end of 2014.

DEPARTMENT: WATER ENVIRONMENT PROTECTION

Project: Oneida Lake PS (New)

Purpose: Public/Employee Safety/Health, Reduce Operating Costs/Efficiency, Maintain Existing Investment, Federal/State Mandate

Level of Development: Preliminary

Project Description:

The Onondaga County Department of Water Environment Protection will be evaluating the rehabilitation/upgrades to the Oneida Lake Pump Stations and associated sewer forcemains, including Harbor Village, Long Point, Maple Bay, Muskrat Bay, Polar Beach, Shepard Point, and South Bay.

Project Cost Summary:

FUNDING SOURCE:	Pre-2013	2013	2014	2015	2016	2017	2018	6yr Total	Total:
Borrowing to be Authorized	0	1,000	3,500	4,000	4,500	2,500		15,500	15,500
TOTALS	0	1,000	3,500	4,000	4,500	2,500		15,500	15,500

Project Detail and Status:

The department will be providing for the rehabilitation/upgrade of the Oneida Lake Pump Stations, including Harbor Village, Long Point, Maple Bay, Muskrat Bay, Polar Beach, Shepard Point, and South Bay. The need for rehabilitation is based on the observed physical deterioration of the facilities and the need to upgrade the outdated operational systems to maintain operator safety and station efficiency.

The subject stations were constructed circa 1975. Now in their thirty-seventh year of operation, the stations themselves are at the end of their safe service life. The approval of these projects in September 2012 would begin a detailed final design and construction process which will replace the stations at just about the absolute limit of typical station life expectancy. The initial requested authorization of \$1.5 million will be used for preliminary investigation, alternatives analysis, and final design/engineering services. A future project authorization will include funding for construction administration and inspection services, as well as cost for construction of the rehabilitated facilities. In the sanitary sewer environment the mechanical, electrical, and structural (wet well) components of a pump station are all prone to failure at this age limit. The risks of failure for stations of this size include severe reputation risk due to pollution, household/service failure risk due to potential sewer backups, and financial risk due to the considerable damage claims as well as bypass piping of waste. The Department's cost estimates for replacement of these pumps stations are carefully developed based upon extrapolation of contemporary replacement project data.

These stations are at the end of their useful lives; replacement is necessary and in that respect WEP's standard for final design is a robust life cycle analysis of each element of the station to evaluate its effectiveness (for example pumping systems would optimize variable frequency drives, better flow pacing and controls, and high efficiency pumps.) While certain energy costs will be reduced by this timely equipment replacement, the stations themselves will require the installation of HVAC equipment to better satisfy safety and mitigate odor concerns. The new load will likely offset energy savings created by pump replacement savings.

Due to the regulatory commitments associated with the Amended Consent Judgment (ACJ), this project was deferred to accommodate the ACJ capital projects. Continued deferment of this project may result in higher operating costs and elevated project costs due to the age of the infrastructure.

Special Funds

DEPARTMENT: WATER ENVIRONMENT PROTECTION

Project: Wastewater Transportation System Improvements

Purpose: Public/Employee Safety/Health, Reduce Operating Costs/Efficiency, Maintain Existing Investment, Federal/State Mandate

Level of Development: Ongoing (A)

Project Description:

This project consists of three primary or categorical elements: pump station improvements, trunk sewer improvements, and facility maintenance improvements (i.e., paving, roofing, and larger-scale maintenance activities).

Project Cost Summary:

FUNDING SOURCE:	Pre-2013	2013	2014	2015	2016	2017	2018	6yr Total	Total:
Borrowing to be Authorized	46,028	0	5,000	9,549	14,863	23,459	13,233	66,104	112,132
Cash on Hand	19,687	3,932	4,690	4,860	4,800	4,860	5,400	28,542	48,229
TOTALS	65,715	3,932	9,690	14,409	19,663	28,319	18,633	94,646	160,361

Project Detail and Status:

This project consists of three primary or categorical elements: pump station improvements, trunk sewer improvements, and facility maintenance improvements (i.e., paving, roofing, larger-scale maintenance activities). Detailed below is a description of the elements included in each of those categories.

Pump Station Upgrade Program Elements:

This project provides for ongoing pump station replacement and upgrading of components or systems and structural fixtures to preclude failures and prevent potential harm to the environment by discharge of raw sewage. Pump station sites scheduled in this project are: Camillus, Davis Rd, Gaskin Rd, Lakeside, Westside, and rehabilitation/upgrades to the Baldwinsville Seneca Knolls (BSK) Waste Water Pump Stations. The BSK pump stations include: Baldwinsville North, Baldwinsville South, Baldwinsville West, and Belgium. Pump station improvements will include, but not be limited to, replace/rehabilitation of pumps, valves, flow meters, variable frequency drives, heating and ventilation systems, and other mechanical and electrical system.

Improvements to the chemical feed systems and support systems at the Hiawatha Regional Treatment Facility (RTF) are also expected, as well re-commissioning of the Midland Ave RTF in regards to potential changes to pump sizes and operation.

Trunk Sewer Upgrade Program Elements:

Another component of this project addresses modification, repair, and/or replacement of specified trunk sewers and pressure pipelines, of aged facilities comprising the 400 miles of trunk sewer network, and fifty-one combined sewer overflows for which the Department has responsibility. Trunk sewers identified in this project are: Portions of Tallman Trunk Sewer (circa 1898), Salina Trunk Sewer (circa 1928), LeMoyne/Darlington Trunk Sewer (circa 1929), Sunnycrest Trunk Sewer (circa 1929), Midland Trunk Sewer (circa 1905), Hillcrest Trunk Sewer (circa 1955), Lakeland Trunk Sewer (circa 1960) and Meadowbrook Trunk Sewer (circa 1960).

A number of projects are generally combined to provide the most practical package from a constructability and economic viewpoint. The trunk sewer improvement/renewal program includes provisions for the design of improvements to a number of combined trunk sewers in the City of Syracuse in 2012 and other trunk sewers within the Consolidated Sanitary District, with construction starting in 2013 and continuing into 2018. This includes potential improvements to the collection system tributary to the Brewerton Waste Water Treatment Plant.

This project is also to include other sewer infrastructure improvements. A major aspect of the project will be a comprehensive manhole rehabilitation program, so as to achieve infiltration/inflow reductions. This program will first consist of a high-intensity effort to improve the most problematic manholes in targeted service areas; thereafter, the manhole repair program will be segmented and portions will be completed annually. This is

expected to continue for the next several years.

Collectively, these trunk sewer rehabilitation/renewal programs, along with other ancillary support efforts, are part of the department's Capacity, Management, Operation, and Maintenance (CMOM) program.

Facility Maintenance Improvements:

The third component of this project involves maintenance and improvement of other department facilities, such as repairs and capital projects to replace necessary roofing and paved areas at several facilities, lightning protection, major repairs to grit and clarifier mechanisms at several treatment facilities, geographic information system (GIS) applications and support, miscellaneous engineering support, asset management programs, maintenance management systems, and chemical tank and petroleum tank replacements. Replacement of inefficient drive/energy systems is also anticipated.

The roofing and paving, as well as the clarifier weir capital programs and lightening protection, are customarily segmented and portions are completed annually. This is expected to continue for the next several years. It is anticipated that the asset management and GIS applications within the department shall continue to expand in the next several years.

The project is also to include improvements to the Meadowbrook Limestone Waste Water Treatment Plant, for which its infrastructure mechanicals are showing serious signs of degradation. It will include various improvements such as concrete repair, code compliance, mechanical equipment installation, instrumentation and electrical improvements, process equipment, and facility improvements. Provisions for improvements at other County treatment plants are also provided.

Included within the project is replacement of larger pieces of analytical equipment, various valves, HVAC improvements, pump installations, site security improvements, various boiler systems, door replacement project, several building improvements, odor control evaluations and improvements, SCADA system enhancements, safety projects, and other various infrastructure repair/renewal elements.

GLOSSARY



Section 4

GLOSSARY OF TERMS

Appropriation An authorization made by the legislative body of a government that permits officials to incur obligations against and to make expenditures of governmental resources. Appropriations are usually made for fixed amounts and are typically granted for a one-year period.

Assets Property owned by the County that has a monetary value.

Attributable Revenue The revenue generated as a direct consequence of the provision of a specific governmental activity, such as fees for service, state or federal aid for programs, and income from sales. If the government no longer provided the service, the revenue would also stop.

Bond A written promise to pay a sum of money on a specific date at a specified interest rate. The interest payments and the repayment of the principal are detailed in a bond ordinance. The most common types of bonds are general obligation and revenue bonds. These are most frequently used for construction of large capital projects, such as buildings, streets and bridges.

Bond Anticipation Notes (BANs) Short-term interest bearing security issued in anticipation of a long-term bond issuance at a later date. The notes are retired with proceeds from the later related bond issue.

Budget A comprehensive financial plan of operation which allocates limited revenues among competing expenditure requirements for a given time period. Onondaga County has two types of budgets, the annual operating budget and the Capital Improvement Plan.

Budget Calendar The schedule of key dates or milestones which the County follows in the preparation, adoption, and administration of the budget.

Budget Document The official written statement prepared by the Executive Department which presents the proposed budget to the legislative body.

Budget Message A general discussion of the proposed budget presented in narrative form as a supplement to the budget document. The budget message explains principal budget issues against the background of financial experience in recent years and provides a general summary of the most important aspects of the budget, changes from the current and previous fiscal years, and the views and recommendations of the County Executive.

Capital Assets Assets of significant value and having a useful life of several years. Capital assets are also called fixed assets.

Capital Fund A fund established to account for all resources, principal and proceeds, which are used for planning, acquisition, and construction phases of capital projects.

Capital Improvement Plan (CIP) A plan for capital expenditures to be incurred each year over a period of six future years setting forth each capital project, identifying the expected beginning and ending date for each project, the amount to be expended in each year, and the method of financing those expenditures.

Capital Improvements Physical assets, constructed or purchased; the acquisition of land; or

improvements to land or buildings. Capital improvements typically involve physical assets such as buildings, streets, water and sewage systems, recreational facilities, and major pieces of equipment.

Capital Notes On all borrowings, except WEP and Water Fund, where the P.P.U. exceeds five years the County is required, by Finance Law, to fund five percent of the total cost in the form of cash prior to the issuance of debt. The County is allowed to borrow this amount in the form of short term notes known as Capital Notes. Capital Notes may be issued for up to twelve months and can be renewed once (by resolution). Capital Notes are also occasionally issued for emergency sewer repairs.

Capital Outlay Expenditures for equipment, vehicles, or machinery that results in the acquisition of or addition to fixed assets.

Cash Capital See County Tax Revenues.

Cash On Hand Direct financing available from either surplus monies from prior years' taxation, or unused balances in existing capital accounts, or earnings on temporary investments.

County Tax Revenues (Cash Capital) The cash financing of general fund projects by property taxes.

Countywide Authorized Borrowing The financing of a project by long or short term borrowing which has been authorized by the County Legislature.

Countywide Borrowing to be Authorized The financing of a project by long or short term borrowing that will require authorization by the County Legislature before the project can be undertaken.

Debt Service The payment of principal and interest on borrowed funds, according to a pre-determined payment schedule.

Department The highest organizational level for the provision and delivery of a specific governmental service or closely related services. A department may be comprised of subdepartment, agency, etc.

Depreciation Expiration in the service life of capital assets attributable to wear and tear, deterioration, action of the physical elements, inadequacy or obsolescence. That portion of the cost of a capital asset that is charged as an expense during a particular period. This represents the decrease in value of physical assets due to use and the passage of time.

Enterprise Fund A governmental accounting fund in which the services provided are financed and operated similarly to those of a private business. The rate schedules for these services are established to insure that revenues are adequate to meet all necessary expenditures.

Equipment One of the major expense codes used to categorize appropriations. Equipment includes County appropriations for office, construction, plant, laboratory, grounds, motor vehicles, safety, tools and shop equipment.

Estimated Revenues The amount of projected revenue to be collected during the current or ensuing fiscal year. The amount of revenue estimated is the budgeted amount approved by the Legislature.

Expenses Charges incurred for operations, maintenance, interest, travel, equipment, rentals, utilities, professional services, contracts and other charges.

Federal Aid The financing of eligible projects through the use of Federal funds other than Federal

Revenue Sharing.

Federal Revenue Sharing The financing of eligible projects through the use of Revenue Sharing funds.

Fiscal Agent Fees These are fees charged by institutions for record keeping of registered (Serial) Bondholders and for the semi annual distribution of principal and interest payments to those bondholders. The purchaser pays Fiscal Agent Fees on Capital Notes and Bond Anticipation Notes.

Fiscal Year (FY) A twelve-month period designated as the operating year for an entity. For the County, the fiscal year is the same as the calendar year - January 1 to December 31 - also called the Budget Year. The fiscal year for the State of New York is April 1 - March 31. The Federal fiscal year is October 1 to September 30.

Fixed Assets Assets of long-term character which are intended to continue to be held or used, such as land, buildings, machinery, furniture and other equipment.

Full Faith and Credit A pledge of the general taxing power of a government to repay debt obligations, typically used in reference to bonds.

Fund An independent fiscal and accounting entity with a self-balancing set of accounts recording cash and/or other resources together with all related liabilities, obligations, reserves, and equities which are segregated for the purpose of carrying on specific activities or attaining certain objectives (see General Fund).

General Fund The largest fund within the County, the General Fund accounts for most of the County's financial resources. General Fund revenues include property taxes, licenses and permits, local and sales taxes, service charges, and other types of revenue. This fund usually includes most of the basic operating services, such as public safety, finance, data processing, parks and recreation, highway, long term care, community college, library and other direct operating support.

General Obligation Bonds When a government pledges its full faith and credit to the repayment of the bonds it issues, then those bonds are general obligation (GO) bonds. Sometimes the term is also used to refer to bonds that are to be repaid from taxes and other general revenues.

Grant A contribution of assets (usually cash) by one governmental unit or other organization to another. Typically, these contributions are made to local governments from the state and federal governments. Grants are usually made for specified purposes.

Interest The price paid for the use of money, or the return on investment obtained from investing or lending money.

Liability Debt or other legal obligations arising out of transactions in the past that must be liquidated, renewed or refunded at some future date. The term does not include encumbrances.

Local Dollars The difference between appropriations and revenues which must be raised through the property tax levy.

Long Term Debt Debt with a maturity of more than one year after the date of issuance.

Mandate Any responsibility, action or procedure that is imposed by one sphere of government on another through constitutional, legislative, administrative, executive, or judicial action as a direct order or that is required as a condition for reimbursement of expenditures.

Maturity Date The date at which full and/or final payment of principal and interest is due on debt obligations.

Onondaga County Legislature The County Legislature consists of nineteen elected members and constitutes the legislative, appropriating, policy determining, and governing body of the County of Onondaga.

Operating Budget The portion of the budget that pertains to daily operations and provides basic governmental services. The operating budget contains appropriations for such expenditures as personnel, supplies, utilities, materials, travel, and fuel.

Other Sources The financing of projects from sources other than tax supported, Federal and/or State Aid (i.e. private funds, fees).

Pay-As-You-Go The strategic use of tax revenues to finance projects in an effort to reduce the issuance of debt and the related interest costs, i.e. use of tax revenues to finance annually recurring projects.

Period of Probable Usefulness (PPU) The maximum period of time available, by law, to repay indebtedness. PPU's for various types of projects are mandated by Local Finance Law, and range between 3 and 40 years.

Principal The par value or face value of a bond, note, or other fixed amount security, excluding accrued interest.

Renewals Bond Anticipation Notes (BANs) and Capital Notes are short term borrowings, one year or less, that have to be renewed or paid off at maturity. A renewal is the reborrowing of the debt, less any scheduled principal payment.

Reserve An account used to indicate that a portion of a fund's balance is legally restricted for a specific purpose and is, therefore, not available for general appropriation.

Revenue Funds that the government receives as income. It includes such items as tax payments, fees from specific services, receipts from other governments (state and federal aid), fines, forfeitures, grants, shared revenues and interest income.

Revenue Anticipation Notes (RANs) RANs are issued in anticipation of the receipt of specific revenues, generally non tax revenues. RANs are typically used for cash flow borrowings. The specific revenues are set aside on receipt, for payment of the RAN and interest upon its maturity. The debt cannot extend beyond twelve months and must be paid in full at maturity.

Revenue Estimate A formal estimate of how much revenue will be earned from a specific revenue source for a current or future period; typically, a future fiscal year.

Revenue Source A category of revenue, such as local source, state aid, or federal aid.

Serial Bond A written promise to pay a specified sum of money (principal face value) at a specified future date (maturity date[s]) along with periodic interest paid at a specified percentage of the principal (interest rate). Serial bonds are typically used for long term debt.

Special Districts Authorized Borrowing The financing of a project by long or short term borrowing which has been authorized by the County Legislature for special districts such as Drainage Districts.

Special Districts Borrowing To Be Authorized The financing of a project by long or short term borrowing that will require authorization by the County Legislature before the project can be undertaken.

State Aid The financing of eligible projects through the use of state funds.

Tax Levy The total amount to be raised by property taxes for the purpose stated in the County's financial plan for various funds.

User Fees The payment of a fee for direct receipt of a public service by the party benefiting from the service.